

ML-16000-340 / ML-32000-240 ML-32000-180 / ML-16000-180 Safety Precaution

For Safe Usage

Residual Risks

Standards and Approvals



Cautions

- No part of this document may be reproduced, stored in a retrieval system, or transmitted in any form or by any means, electronic, mechanical, photocopying, recording, or otherwise, without the prior written permission of Seiko Epson Corporation.
- The contents of this document are subject to change without notice.
- While every precaution has been taken in the preparation of this document, Seiko Epson Corporation assumes no responsibility for errors or omissions.
- Neither is any liability assumed for damages resulting from the use of the information contained herein.
- Neither Seiko Epson Corporation nor its affiliates shall be liable to the purchaser of this product or third parties for damages, losses, costs, or expenses incurred by the purchaser or third parties as a result of: accident, misuse, or abuse of this product or unauthorized modifications, repairs, or alterations to this product, or (excluding the U.S.) failure to strictly comply with Seiko Epson Corporation's operating and maintenance instructions.
- Seiko Epson Corporation shall not be liable against any damages or problems arising from the use of any options or any consumable products other than those designated as Original EPSON Products or EPSON Approved Products by Seiko Epson Corporation.

Trademarks

All trademarks are the property of their respective owners and used for identification purposes only.

Manual Organization

The manuals for the product are organized as shown below.

The latest manuals are available from qualified service personnel.

- ML-16000-340 / ML-32000-240 / ML-32000-180 / ML-16000-180 Safety Precaution:
This manual explains the safety precautions. Make sure you read this manual to perform operations safely.
- ML-16000-340 / ML-32000-240 / ML-32000-180 / ML-16000-180 Operation Guide:
This manual explains how to use the printer.
- ML-16000-340 / ML-32000-240 / ML-32000-180 / ML-16000-180 Maintenance Guide:
This manual explains how to maintenance the printer.
- Leonardo Reference Guide:
This manual explains how to use the Leonardo.

Images in this Manual

The images used in this manual may differ from your machine.

Unless otherwise stated, this document uses images of the ML-32000-180.

©Seiko Epson Corporation 2021–2024

Before Use



This section explains safety information, describes the symbols that are used both in this manual and on this machine.












Be sure to read this manual carefully before using this machine. Store this manual in a safe location where it can be easily referred to whenever you have a question.

Meaning of Marks

This document uses the following marks to ensure the product is used safely and to prevent risks and damage. The marks have the meanings described below.

Symbols in This Manual

 WARNING	This symbol indicates that incorrect operation could result in death or serious injury.
 CAUTION	This mark indicates content where mishandling the machine by ignoring this mark can result in injury or property damage.

				
Indicates actions you must not do (prohibited actions).	Indicates things you must do (instructions, actions).	Do not disassemble	Do not touch	Fire strictly prohibited
				
Eye protection required	Protective gloves required	Protective clothing required	Respiratory protection required	Hair net required
				
Safety shoes required				

Contents

■ Before Use.....	3
Meaning of Marks	3
■ Contents.....	4

For Safe Usage..... 5

■ Limitations for Usage	5
Limitations for Users	5
■ Warning Labels	5
Meaning of Labels.....	5
Location of Labels	6
■ Safety Precautions	13
Precautions for Installation and Power Supply	13
Handling Precautions	14
Precautions for Maintenance Work.....	16
Precautions for Handling Consumables and Waste Ink	18
Handling Precautions for Ink Cartridges (3L).....	19
Handling Precautions for Ink Cartridges (10L).....	20
■ Safety Devices.....	21
Emergency Stop Buttons.....	21
Emergency Stop Rope Switch	23
List and Explanation of All Safety Functions	23

Residual Risks..... 24

■ List of Residual Risks.....	24
■ Hazardous Areas	25

Standards and Approvals 28

■ For Users in Europe	28
ML-16000-340.....	28
ML-32000-240.....	30
ML-32000-180.....	32
ML-16000-180.....	34
Türkiye'deki Kullanıcılar için	36
WEEE (Waste Electrical and Electronic Equipment) Directive.....	36

For Safe Usage

This section provides information that must be observed in order to use this machine safely and prevent injury and/or property damage.

Limitations for Usage

Limitations for Users

This machine includes the following dangerous locations. Undergo appropriate training and thoroughly understand the dangers before usage.

Warning labels are applied to dangerous locations. (Refer to "Warning Labels".)

- Risk of electric shock
- High temperatures
- Risk of fingers being pinched or crushed
- Risk of fingers being caught or pinched











Warning Labels










Warning labels are applied to this machine so that users can easily recognize dangerous locations.

Absolutely do not remove the warning labels applied to this machine. If warning labels become illegible or start to peel off, contact qualified service personnel and replace the labels with new ones.

The label meanings as well as the locations they are applied in are described below.


Meaning of Labels

				
CAUTION: Risk of electric shock	CAUTION: High temperature	CAUTION: Risk of pinching or crushing fingers	CAUTION: Risk of hand injury	
				
CAUTION: Risk of becoming pulled into machine		CAUTION: Risk of becoming caught between parts		Do not operate without guard


				
CAUTION: Risk of damage, falling, or injury due to breakage	No pacemakers	CAUTION: Strong magnetic field	CAUTION: Watch your head	No flames
				
Do not wear scarfs/neckties	Do not clean, maintain, or repair	Connect an earth terminal to the ground	USB	

Location of Labels


Front




When opening the front covers



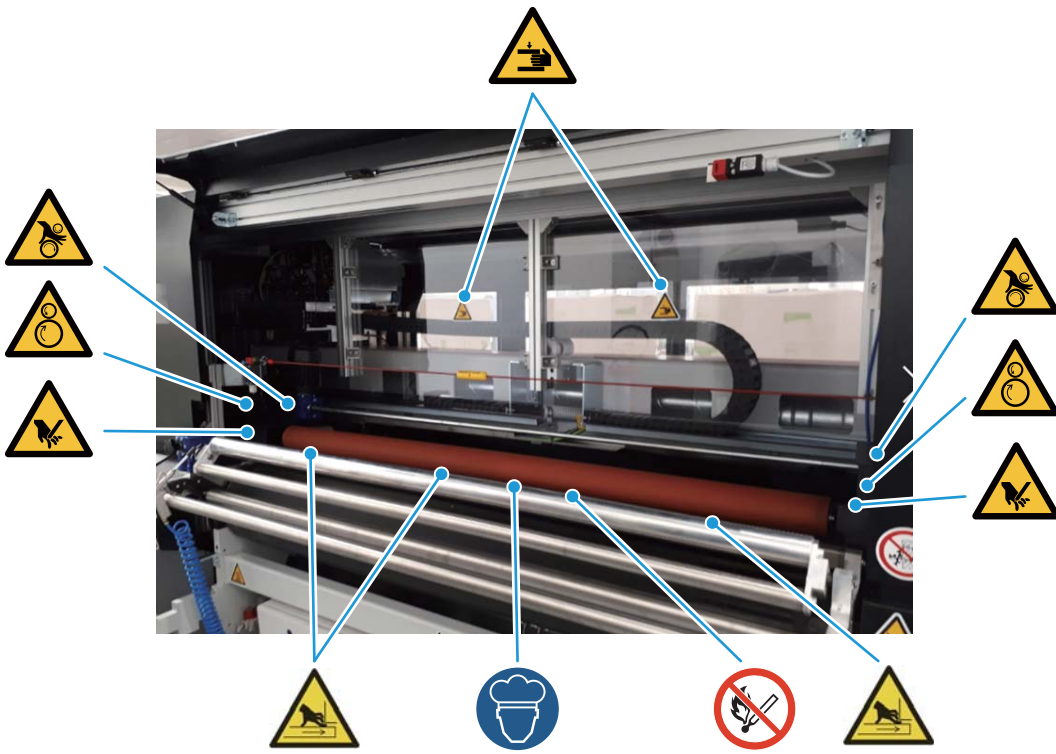
Print head




Rear



When opening the rear cover




Blower



Ink rack (3L ink cartridges)

For 3L ink cartridge model.




Ink rack (10L ink cartridges)

For 10L ink cartridge model.




Back of the ink rack (10L ink cartridges)


For 10L ink cartridge model.



Ink tank housing (When opening the front left cover)




Inside the ink rack housing



Main electric box









Belt cleaning unit





Safety Precautions












This section provides information that must be observed in order to use this machine safely and prevent injury and/or property damage.














Precautions for Installation and Power Supply

 WARNING	
	Use a power cord that meets the safety standards for the region in which this machine is used.
	Contact qualified service personnel before connecting a new earth terminal.
	Install this machine on a flat, stable surface that is wider than the machine and that can safely support its weight. Contact qualified service personnel for assistance before moving this machine. There is a risk of injury if this machine tips over. There is a risk of electric shock or fire if cables become damaged. Expected performance levels might no longer be guaranteed if changes are made to the condition of this machine.
	Do not use this machine near flames or volatile substances such as alcohol and thinner. Otherwise, there is a risk of electric shock or fire.
	Do not use this machine in environments where flammable gas, explosive gas, or the like might be present. In addition, do not use flammable gas sprays in or near this machine. Otherwise, there is a risk of fire.












 CAUTION	
	For safety management, the person in charge of managing devices should manage the maintenance key for the main electric box.











Handling Precautions











 WARNING	
	<p>Immediately stop using this machine if there is smoke, unusual odors or sounds, or any other abnormal conditions. Otherwise, there is a risk of electric shock or fire. If an abnormal condition occurs, immediately turn off the main power, cut off all power supplied to the machine, and contact qualified service personnel for assistance.</p>
	<p>Do not attempt any repairs yourself. Doing so is extremely dangerous.</p>
	<p>Do not insert or drop metallic or flammable items into any openings on the machine. Otherwise, there is a risk of electric shock or fire.</p>
	<p>Do not touch any areas inside this machine other than those that are indicated in this manual. Otherwise, there is a risk of electric shock or burns.</p>
	<p>Do not remove any parts other than those that are indicated in this manual, and do not install, disassemble, or modify any parts other than those specified. Otherwise, you could be injured or an accident could occur due to abnormal heat or electric shock.</p>
	<p>Do not deliberately remove or disable safety devices. Doing so leads to the risk of injury, malfunction, and/or damage to the machine.</p>
 	<p>Do not operate this machine or the computer while maintenance is being performed. When performing maintenance work in a location that is out of sight of the control PC operator, make sure that only the person performing maintenance work and no one else is able to operate the control PC. Doing so leads to the risk of your hand or other parts of your body becoming caught in the machine.</p>
 	<p>Keep your hands away from the following moving parts while the machine is operating. Otherwise, there is a risk of your hands, hair, or clothing becoming caught in the machine.</p> <ul style="list-style-type: none"> • Between the fabric guide bar and the fabric • Belt • Pressure roller • Belt cleaning unit chain • Vertically moving parts of the belt cleaning unit, etc.
	<p>Do not operate this machine if you have a pacemaker. The electromagnetic waves that are generated by this machine can affect the operation of pacemakers.</p>
	<p>This machine generates a strong magnetic field. Do not use precision equipment such as watches and mobile telephones nearby. Precision equipment could malfunction or become damaged by the strong magnetic field.</p>

 CAUTION	
 	<p>Be careful to avoid pinching your hands and fingers or hitting your head on the corner of the front covers/ rear cover when opening and closing the front covers/ rear cover on this machine.</p> <p>Failure to do so could lead to injury.</p>
	<p>The setting and removal of fabric rolls should be performed by two people. When lifting a fabric roll, lift with your legs and not your back.</p> <p>Fabric rolls weigh 30 kg or more. Dropping a fabric roll can lead to injury. Lifting with incorrect posture can lead to injury and/or back pain.</p>
   	<p>Be sure to wear personal protective equipment (gloves, work clothes) when operating this machine. Long hair should be tied back and worn under a hair net.</p> <p>Otherwise, your hands and clothing could become stained with ink, and your fingers and hair could become caught in the machine.</p>
    	<p>Wear eye protection, eye protection, protective clothing, and respiratory protection when applying or removing glue.</p> <p>Check the Safety Data Sheet (SDS) for the glue or remover you will actually use for details, and wear the necessary protective gear.</p>

Precautions for Maintenance Work

 WARNING	
	<p>If using glue or glue remover that contains flammable gas, explosive gas, or the like, ensure sufficient ventilation and make sure that the ignition point and explosion limit are not reached.</p> <p>For details, refer to the instructions of the SDS for the glue and glue remover you are actually using.</p>
    	<p>Do not operate this machine or the computer while maintenance is being performed.</p> <p>When performing maintenance work in a location that is out of sight of the control PC operator, make sure that only the person performing maintenance work and no one else is able to operate the control PC.</p> <p>Doing so leads to the risk of your hand or other parts of your body becoming caught in the machine.</p>
 	<p>Do not operate this machine if you have a pacemaker.</p> <p>The electromagnetic waves that are generated by this machine can affect the operation of pacemakers.</p>
 	<p>If using glue or glue remover that contains flammable gas, explosive gas, or the like, ensure sufficient ventilation and make sure that the ignition point and explosion limit are not reached.</p>





 CAUTION	
    	<p>During maintenance work, wear all the protective equipment described in "Personal Protective Equipment" (eye protection, protective gloves, respiratory protection, etc.) for each section.</p> <ul style="list-style-type: none"> • Use protective equipment compliant with the safety regulations. • Using additional protective equipment compliant with the safety regulations is recommended when necessary.
	<p>Be sure to wear eye protection during maintenance work on areas near the ink path, such as when cleaning heads, caps, and wipers.</p> <p>Failure to do so could cause ink to splash into the eyes.</p>
	<p>Be sure to wear protective gloves when using maintenance liquid.</p>
 	<p>Be sure to wear eye protection and respiratory protection when applying glue.</p> <p>For details, refer to the instructions of the SDS for the glue and glue remover you are actually using.</p>







	<p>Long hair should be tied back and worn under a hair net. Otherwise, your hands and clothing could become stained with ink, and your fingers and hair could become caught in the machine, causing injury.</p>
	<p>Do not allow any person on the machine while working. Note that the machine is not designed to support the weight and can be easily damaged. When performing maintenance to parts on the upper part of the machine, use a tool, such as a step stool, appropriate for the work. Failure to do so could lead to injury or damage to the machine.</p>
	<p>If waste ink or maintenance liquid gets on the floor, use a wipe cloth or the like to wipe it up. Failure to do so could lead to injury due to slipping.</p>
	<p>Make sure that all maintenance work is performed at room temperature.</p>
	<p>When maintenance work is completed, immediately return the protective equipment to its original location.</p>
	<p>Make sure that no tools or parts used in maintenance work or other foreign materials are left on the operating parts of the machine or inside the machine.</p>
	<p>During maintenance, do not use sharpening stones, abrasive/corrosive materials, or solvents (excluding glue). Doing so may erase numbers, codes, or characters indicated on the machine.</p>
	<p>Do not expose the electrical and electronic devices and motors to liquid.</p>
	<p>Do not touch the interlocks on the front covers, rear cover and side cover. Doing so could cause malfunctions or damage.</p>
	<p>Use the products properly according to the "Safety Data Sheet" for each product.</p>

Precautions for Handling Consumables and Waste Ink

Read the Safety Data Sheet (SDS) before handling ink cartridges*, maintenance liquid*, and waste ink. The Safety Data Sheet can be downloaded from the Epson website.







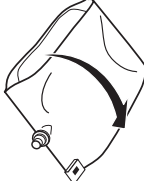
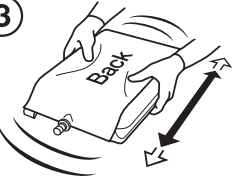



* These are consumable items (sold separately).

 WARNING	
	<p>If ink gets on your skin or enters your eyes or mouth, take the measures below.</p> <ul style="list-style-type: none"> • If it gets on your skin, rinse immediately with soap and water. • If it enters your eyes, rinse immediately with water. Failure to observe this precaution could result in bloodshot eyes or mild inflammation. If problems persist, consult with a physician. • If it enters your mouth, consult a physician immediately.
	<p>Do not disassemble or modify the cartridge.</p> <p>Otherwise, fluid could get in your eyes or come in contact with your skin.</p>
	<p>Keep ink cartridges, maintenance liquid, cleaning liquid, scan spindle grease, waste ink, and glue out of the reach of children.</p>

 CAUTION	
    	<p>Be sure to wear eye protection, protective gloves and clothing, and respiratory protection as needed when performing maintenance.</p>






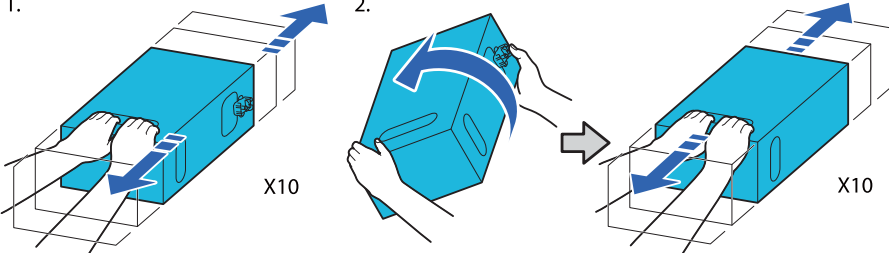
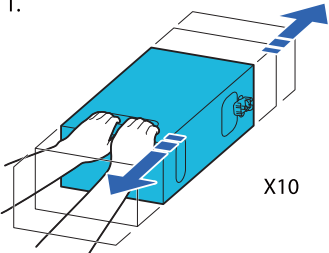
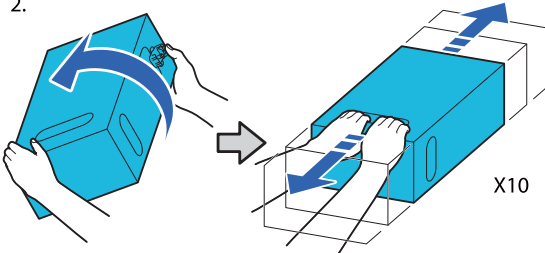



Handling Precautions for Ink Cartridges (3L)

For 3L ink cartridge model.

 CAUTION	
	Do not touch the IC chip on the cartridge.
	Store ink cartridges within the indicated temperature range. Do not store them in high or freezing temperatures.
	Do not use reactive ink, acid ink, dispersion ink, and pigment ink at the same time (including ink penetration liquid).
	<p>Before installing, stir the ink as shown below. However, stirring is not needed for ink penetration liquid and cleaning liquid.</p> <div style="display: flex; justify-content: space-around; align-items: center;"> <div style="text-align: center;"> <p>①</p>  </div> <div style="text-align: center;"> <p>②</p>  </div> <div style="text-align: center;"> <p>③</p>  </div> </div>
	Dispose of used cartridge according to local laws and regulations.
	<p>Epson recommends the use of genuine Epson ink cartridge. Epson cannot guarantee the quality or reliability of nongenuine ink.</p> <p>The use of non-genuine ink may cause damage that is not covered by Epson's warranties, and under certain circumstances, may cause erratic printer behavior.</p> <p>For more information about the warranty for this machine, please refer to the Delivery Specifications.</p>
	This machine is designed to stop operating before the ink completely runs out, in order to maintain the quality of the print head. Therefore, a small amount of ink will remain in used ink cartridges. The running cost will vary by usage environment and usage conditions.

Handling Precautions for Ink Cartridges (10L)

For 10L ink cartridge model.

 CAUTION	
	Do not touch the IC chip on the cartridge.
	Store ink cartridges within the indicated temperature range. Do not store them in high or freezing temperatures.
	Do not use reactive ink, acid ink, dispersion ink, and pigment ink at the same time (including ink penetration liquid).
	<p>Before installing, stir ink with the following procedures. However, stirring is not needed for ink penetration liquid and cleaning liquid.</p> <ol style="list-style-type: none"> Place the ink cartridge with the ink supply port facing the side, and slide the ink cartridge back and forth longitudinally within the range of approximately 10 cm for ten times. Move the ink cartridge at a rate of one back-and-forth cycle per second. Turn over the ink cartridge and repeat the same cycle for ten times. <div style="text-align: center;">  <p>1.  X10 2.  X10</p> </div>
	Dispose of used cartridge according to local laws and regulations.
	<p>Epson recommends the use of genuine Epson ink cartridge. Epson cannot guarantee the quality or reliability of nongenuine ink.</p> <p>The use of non-genuine ink may cause damage that is not covered by Epson's warranties, and under certain circumstances, may cause erratic printer behavior.</p> <p>For more information about the warranty for this machine, please refer to the Delivery Specifications.</p>
	This machine is designed to stop operating before the ink completely runs out, in order to maintain the quality of the print head. Therefore, a small amount of ink will remain in used ink cartridges. The running cost will vary by usage environment and usage conditions.

Safety Devices

This machine includes the following safety devices.

Emergency Stop Buttons

There are a total of five emergency stop buttons on the machine, with two on the left and right sides of the front and rear sides, and one in the main electric box.

Press this button to stop operation of this machine immediately.

Front



Rear



Main electric box



To release an emergency stop, turn the button to the right.




Emergency Stop Rope Switch

When you open the rear cover, you will find an emergency stop rope switch.

Pull this rope to stop operation of this machine immediately.

To release the stop, pull the blue lever to the right.



The head returns to the origin and the machine is restored to its normal status.

Data that was being printed will be discarded, and will need to be printed again.


List and Explanation of All Safety Functions

Safety functions	Description	Reference standard
Protection against access to hazards by an interlock for the Front covers	The front covers are locked to prevent them from opening while the carriage is operating. If you forcibly open a cover, the carriage will stop immediately.	ISO 13849-1:2006, Category 3, PL d
Emergency stop for hazards using the emergency stop button	When an emergency stop button is pressed, the print head, belt, and pressure rollers stop immediately.	ISO 13849-1:2006, Category 3, PL d

Residual Risks

List of Residual Risks

Residual risks are listed here categorized in accordance with the following definitions.

 CAUTION	<p>For these risks, it is the user's responsibility to provide at least the preventive measures indicated.</p> <p>The first step to take is always to provide information to the workers assigned.</p>
--	--

Hazardous Element / Area / Situation	Potential Risk	Protections Already Adopted by the Manufacturer	Behaviors and/or Precautions the User Must Adopt
Adhesive on the belt.	Dragging of hair or elements of clothing.	Signage.	Ban on approaching with flapping clothing or loose hair.
Textile in motion.	Dragging of hair or elements of clothing.	Signage.	Ban on approaching with flapping clothing or loose hair.
Spreading adhesives.	Inhalation / contact with irritating substances.	Signage.	Use of suitable personal protective equipment (PPE). Refer to " Warning Labels " on page 5 .
	Fire.	Signage.	Ban on smoking and the use of open flames during operation.
	Exhalation / inhalation of fumes released by the adhesives.	Signage.	Ban on smoking and the use of open flames during operation. Ventilate the environment as well as possible or use mobile exhaust fans.

Hazardous Areas

The hazardous points on the machine are shown in the following figures.


The preventive and protective measures adopted are shown in the corresponding tables.

Front




No.	Hazardous Elements/Areas/Situations	Potential Risk	Adopted Protections
1	Stepper motor holding unit, traversing during cleaning of the heads.	Crushing of fingers and hands.	Fixed guard. Signage
2	Heads, cable and tube holding chains, in movement during printing.	Crushing of fingers and hands.	Moving guard with interlock. Signage
3	Belt winding onto rear roller.	Dragging of fingers and hands.	Fixed/moving guards. Signage
4	Lowering and lifting of the water tank during washing.	Crushing of fingers and hands.	Fixed guard. Signage
5	Ink tanks, while opening the covers.	Leakage of compressed air and ink residues.	Warnings in the manual. Signage

Belt cleaning unit



No.	Hazardous Elements/Areas/Situations	Potential Risk	Adopted Protections
1	Brushes, chains	Crushing of fingers and hands.	Fixed guard. Signage

Rear



No.	Hazardous Elements/Areas/Situations	Potential Risk	Adopted Protections
6	Pressure roller protective guard.	Cutting / amputation of fingers and hands.	Fixed guard.
			Signage
7	Pressure roller	Crushing of fingers and hands.	Slow movement speed.
			Limited force of pressure.
			Lifting when the emergency stop is triggered.
			Signage
8	Belt winding onto rear roller.	Dragging of fingers and hands.	Fixed/moving guards.
			Signage
9	Feeding unit	Crushing of fingers and hands.	Signage
10	Belt drying device.	Scalding, crushing of fingers and hands.	Fixed guard.
			Signage



CAUTION

All safety devices, both active (buttons, limit switches, etc.) and passive (guards), have been installed by the manufacturer to protect operators from the risks caused by possible accidents. Therefore for your safety and that of others, it is strictly forbidden to remove, tamper with, modify, or circumvent these devices.

Keep in mind that a failure to observe this essential rule invests the personnel responsible with every responsibility for their serious action, and relieves the manufacturer from any liability.

Standards and Approvals

For Users in Europe

ML-16000-340

EPSON®
EXCEED YOUR VISION

CE Dichiarazione di conformità UE EU Declaration of Conformity (DoC)

Nome del fabbricante / Company name:	SEIKO EPSON CORPORATION
Indirizzo postale / Postal address:	3-5 Owa 3 – chome, Suwa-shi
CAP e Città / Postcode and City:	Nagano-Ken 392-8502 Japan
Telefono / Telephone :	81-266-523131

Declare that this DoC is issued under the sole responsibility
and belongs to the following product:

Denominazione modello / Model denomination:	N754C
Tipo prodotto / Product Type:	ML-16000 (340)
Numero serie / Serial number:	ECS-1601DE05
Anno di Costruzione / Year of construction:	2022

Oggetto della dichiarazione (Funzione) / Object of the declaration (Function) :
Digital Printing Machine



L'oggetto della dichiarazione di cui sopra è conforme alla pertinente normativa di armonizzazione dell'Unione /
The object of the declaration described above is in conformity with the relevant Union harmonization legislation:

- Direttive 2006/42/CE (direttiva Macchine) e 2014/30/UE (direttiva EMC)
- Directives 2006/42/CE (Machinery directive) and 2014/30/EU (EMC directive)

**EPSON COMO PRINTING
TECHNOLOGIES Srl**

Sede legale e operativa:
Via Firenze, 3
22079 Vila Guardia – CO – Italia

Unità locali:
Via Liviescia, 10/12 e 11
22073 Fino Mornasco – CO – Italia

C.F./P.IVA e n° iscrizione Camera di Commercio di Como 00221450133
R.E.A. n. 69079 - Codice univoco SUBM70N
Cap. Soc. Int. Vers. Euro 170.000,00

TEL +39 031 483319
FAX +39 031 563121

TEL +39 031 927988
FAX +39 031 929688

EN ISO 9001: 2015

epsoncomo.it@pec.it

www.epsoncomo.it - www.monialisadtp.eu

Società unipersonale
Soggetto che esercita la direzione e il coordinamento ai sensi dell'art. 2497 bis del C.C. - Epson Italia S.p.A. società unipersonale



Altre direttive applicabili / Other applicable Directives

Riferimento alle pertinenti norme armonizzate utilizzate /

The following harmonized standards and technical specifications have been applied:

Titolo e data di pubblicazione /

Title and date of issuing

- EN 12100:2010 (Sicurezza del macchinario) / Safety of machinery
- EN 60204-1:2018 (Equipaggiamento elettrico delle macchine) / Electrical equipment
- EN 13849-1:2015 (Sicurezza dei sistemi di comando) / Safety of control systems
- EN 55011:2016 +A1:2017+A11:2020 (Disturb Radio frequenza) / Radio Frequency disturbance
- EN 61000-6-2:2005+AC:2005 (Compatibilità Elettromagnetica - Immunità per ambienti industriali) / Electromagnetic Compatibility - Immunity for Industrial environments

Informazioni supplementari / Additional information:

Test Report n° 28119873 002 + IT227YTA001 and IT22CPF1 001

Nome e Indirizzo custode Fascicolo Tecnico / Name and Address technical Documentation holder:

Mr. Mifune Shinia, Via Firenze 3 22079 Villa Guardia CO IT

Firmato a nome e per conto di / Signed for and on behalf of:

Villa Guardia (CO) : 14/07/2022

(Luogo e data del rilascio / Place and date of issue)

Mr. Sandro Robustelli / Mechanical Design Engineer
EPSON COMO Printing Technologies
Via Firenze 3 22079
Villaguardia CO IT
Epsoncomo.it@pec.it

(Nome, funzione, firma / Name, function, signature)

**EPSON COMO PRINTING
TECHNOLOGIES Srl**

Sede legale e operativa:
Via Firenze 3
22079 Villa Guardia - CO - Italia

Unità locali:
Via Livresca, 10/12 e 11
22073 Fino Mornasco - CO - Italia

C.F./P.IVA e n° iscrizione Camera di Commercio di Como 03221450133
R.E.A. n. 69079 - Codice univoco SUBM/0N
Cap. Soc. Int. Vers. Euro 170.000,00

TEL +39 031-483319
EAV 20.021.000000

TEL +39 031-927988
EAV 20.021.000000

EN ISO 9001: 2015

epsoncomo.it@pec.it
www.epsoncomo.it www.mornasco.it

ML-32000-240

EPSON
EXCEED YOUR VISION

CE Dichiarazione di conformità UE
EU Declaration of Conformity (DoC)

Nome del fabbricante / Company name:	SEIKO EPSON CORPORATION
Indirizzo postale / Postal address:	3-5 Owa 3 – chome, Suwa-shi
CAP e Città / Postcode and City:	Nagano-Ken 392-8502 Japan
Telefono / Telephone :	81-266-523131

**Declare that this DoC is issued under the sole responsibility
and belongs to the following product:**

Denominazione modello / Model denomination:	N753B
Tipo prodotto / Product Type:	ML-32000 (240)
Numero serie / Serial number:	ECS-1501D60C
Anno di Costruzione / Year of construction:	2022

Oggetto della dichiarazione (Funzione) / Object of the declaration (Function) :
Digital Printing Machine



*L'oggetto della dichiarazione di cui sopra è conforme alla pertinente normativa di armonizzazione dell'Unione /
The object of the declaration described above is in conformity with the relevant Union harmonization legislation:*

- Direttive 2006/42/CE (direttiva Macchine) e 2014/30/UE (direttiva EMC)
- Directives 2006/42/CE (Machinery directive) and 2014/30/EU (EMC directive)

**EPSON COMO PRINTING
TECHNOLOGIES Srl**

Sede legale e operativa:
Via Firenze, 3
22079 Villa Guardia – CO – Italia

Unità locali:
Via Liviescia, 10/12 e 11
22073 Fino Mornasco – CO – Italia

C.F./P.IVA e n° iscrizione Camera di Commercio di Como 00221450133
R.E.A. n. 69079 - Codice univoco SUBM70N
Cap. Soc. Int. Vers. Euro 170.000,00

TEL +39 031 483319
FAX +39 031 563121

TEL +39 031 927988
FAX +39 031 929688

EN ISO 9001:2015

epsoncomo.it@ipc.it
www.epsoncomo.it - www.monnalisadtp.eu

Società unipersonale

Soggetto che esercita la direzione e il coordinamento ai sensi dell'art. 2497 bis del C.C. - Epson Italia S.p.A. società unipersonale



Altre direttive applicabili / Other applicable Directives

Riferimento alle pertinenti norme armonizzate utilizzate /

The following harmonized standards and technical specifications have been applied:

Titolo e data di pubblicazione /

Title and date of issue

- EN 12100:2010 (Sicurezza del macchinario) / Safety of machinery
- EN 60204-1:2018 (Equipaggiamento elettrico delle macchine) / Electrical equipment
- EN 13849-1:2015 (Sicurezza dei sistemi di comando) / Safety of control systems
- EN 55011:2016 +A1:2017+A11:2020 (Disturbi Radio frequenza) / Radio Frequency disturbance
- EN 61000-6-2:2005+AC:2005 (Compatibilità Elettromagnetica - Immunità per ambienti industriali) / Electromagnetic Compatibility - Immunity for Industrial environments

Informazioni supplementari / Additional information:

Test Report n° 28119873 002 + IT227YTA001 and IT22VORO 001/002

Nome e Indirizzo custode Fascicolo Tecnico / Name and Address technical Documentation holder:

Mr. Mifune Shinia, Via Firenze 3 22079 Villa Guardia CO IT

Firmato a nome e per conto di / Signed for and on behalf of:

Villa Guardia (CO) : 17/06/2022

(Luogo e data del rilascio / Place and date of issue)

Mr. Sandro Robustelli / Mechanical Design Engineer
EPSON COMO Printing Technologies
Via Firenze 3 22079
Villaguardia CO IT
Epsoncomo.it@pec.it

(Name, funzione, firma / Name, function, signature)

**EPSON COMO PRINTING
TECHNOLOGIES Srl**

Sede legale e operativa:
Via Firenze, 3
22079 Villa Guardia - CO - Italia

Unità locali:
Via Liviesca, 10/12 e 11
22073 Fino Mornasco - CO - Italia

C.F./P.IVA e n° iscrizione Camera di Commercio di Como 00221450133
R.E.A. n. 69079 - Codice univoco SUBM70N
Cap. Soc. Int. Vers. Euro 170.000,00

TEL +39 031-483319
CAV 20.021.483319

TEL +39 031-927988
CAV 20.021.030092

EN ISO 9001: 2015

epsoncomo.it@pec.it
www.epsoncomo.it - www.momaster.it

ML-32000-180

EPSON
 EXCEED YOUR VISION

CE Dichiarazione di conformità UE

EU Declaration of Conformity (DoC)

Nome del fabbricante / Company name:	SEIKO EPSON CORPORATION
Indirizzo postale / Postal address:	3-5 Owa 3 – chome, Suwa-shi
CAP e Città / Postcode and City:	Nagano-Ken 392-8502 Japan
Telefono / Telephone :	81-266-523131

Declare that this DoC is issued under the sole responsibility and belongs to the following product:

Denominazione modello / Model denomination:	N753A
Tipo prodotto / Product Type:	ML-32000 (180)
Numero serie / Serial number:	FR-1401B405
Anno di Costruzione / Year of construction:	2021

Oggetto della dichiarazione (Funzione) / Object of the declaration (Function) :
Digital Printing Machine



L'oggetto della dichiarazione di cui sopra è conforme alla pertinente normativa di armonizzazione dell'Unione / The object of the declaration described above is in conformity with the relevant Union harmonization legislation:

- **Direttive 2006/42/CE (direttiva Macchine) e 2014/30/UE (direttiva EMC)**
- **Directives 2006/42/CE (Machinery directive) and 2014/30/EU (EMC directive)**

EPSON COMO PRINTING TECHNOLOGIES Srl

 Sede legale e operativa:
 Via Firenze, 3
 22079 Villa Guardia – CO – Italia

 Unità locali:
 Via Livrescia, 10/12 e 11
 22073 Fimo Morosio – CO – Italia

 C.F./P.IVA e n° iscrizione Camera di Commercio di Como 00221450133
 R.E.A. n. 69079 - Codice univoco SUBM70N
 Cap. Soc. Int. Vers. Euro 1.70.000,00

 TEL +39 031 483319
 FAX +39 031 563121

 TEL +39 031 927988
 FAX +39 031 929688

EN ISO 9001:2015

epsoncomo.it@ipc.it
www.epsoncomo.it - www.monialisadtp.eu

Società unipersonale

Soggetto che esercita la direzione e il coordinamento ai sensi dell'art. 2497 bis del C.C. - Epson Italia S.p.A. società unipersonale



Altre direttive applicabili / Other applicable Directives

Riferimento alle pertinenti norme armonizzate utilizzate /

The following harmonized standards and technical specifications have been applied:

Titolo e data di pubblicazione /

Title and date of issueing

- EN 12100:2010 (Sicurezza del macchinario) / Safety of machinery
- EN 60204-1:2018 (Equipaggiamento elettrico delle macchine) / Electrical equipment
- EN 13849-1:2015 (Sicurezza dei sistemi di comando) / Safety of control systems
- EN 55011:2016 +A1:2017+A11:2020 (Disturbi Radio frequenza) / Radio Frequency disturbance
- EN 61000-6-2:2005+AC:2005 (Compatibilità Elettromagnetica - Immunità per ambienti industriali) / Electromagnetic Compatibility - Immunity for Industrial environments

Informazioni supplementari / Additional information:

Test Report n° 28119873 001 and 28119873 002

Nome e Indirizzo custode Fascicolo Tecnico / Name and Address technical Documentation holder:

Mr. Mifune Shinia, Via Firenze 3 22079 Villa Guardia CO IT

Firmato a nome e per conto di / Signed for and on behalf of:

Villa Guardia (CO) : 14/07/2021

(Luogo e data del rilascio / Place and date of issue)

Mr. Sandro Robustelli / Mechanical Design Engineer
EPSON COMO Printing Technologies
Via Firenze 3 22079
Villaguardia CO IT
Epsoncomo.it@pec.it

(Nome, funzione, firma / Name, function, signature)

EPSON COMO PRINTING TECHNOLOGIES Srl

Sede legale e operativa:
Via Firenze 3
22079 Villa Guardia - CO - Italia

Unità locali:
Via Liviesca, 10/12 e 11
22073 Fino Moirasco - CO - Italia

C.F./PIVA e n° iscrizione Camera di Commercio di Como 00221450133
R.E.A. n. 69079 - Codice unico SUBM/0N
Cap. Soc. Int. Vers. Euro 170.000,00

TEL +39 031 483319
EAV 201721 4421701

TEL +39 031 427988
EAV 201721 000029

EN ISO 9001: 2015

epsoncomo.it@pec.it
www.epsoncomo.it www.epsonstamps.it

ML-16000-180

EPSON
 EXCEED YOUR VISION

CE Dichiarazione di conformità UE

EU Declaration of Conformity (DoC)

Nome del fabbricante / Company name:	SEIKO EPSON CORPORATION
Indirizzo postale / Postal address:	3-5 Owa 3 - chome, Suwa-shi
CAP e Città / Postcode and City:	Nagano-Ken 392-8502 Japan
Telefono / Telephone :	81-266-523131

Declare that this DoC is issued under the sole responsibility and belongs to the following product:

Denominazione modello / Model denomination:	N754A
Tipo prodotto / Product Type:	ML-16000 (180)
Numero serie / Serial number:	ECS-1501C704
Anno di Costruzione / Year of construction:	2021

Oggetto della dichiarazione (Funzione) / Object of the declaration (Function) :
Digital Printing Machine



L'oggetto della dichiarazione di cui sopra è conforme alla pertinente normativa di armonizzazione dell'Unione / The object of the declaration described above is in conformity with the relevant Union harmonization legislation:

- Direttive 2006/42/CE (direttiva Macchine) e 2014/30/UE (direttiva EMC)
- Directives 2006/42/CE (Machinery directive) and 2014/30/EU (EMC directive)

**EPSON COMO PRINTING
 TECHNOLOGIES Srl
 LOGLOLSrl**

Sede legale e operativa: Via Firenze, 3 22079 Villa Guardia - CO - Italia	Unità locali: Via Livessica, 10/12 e 11 22073 Fino Mornasco - CO - Italia	C.F./P.IVA e n° iscrizione Camera di Commercio di Como 00221450133 R.E.A. n. 69079 - Codice unico SUBM709 Cap. Soc. Int. Vers. Euro 170.000,00
TEL +39 031 483319 FAX +39 031 563121	TEL +39 031 927988 FAX +39 031 929688	EN ISO 9001: 2015 epsoncomo.it@pec.it www.epsoncomo.it - www.monialisadtp.eu

Società unipersonale
 Soggetto che esercita la direzione e il coordinamento ai sensi dell'art. 2497 bis del C.C.: Epson Italia S.p.A. società unipersonale



Altre direttive applicabili / Other applicable Directives

Riferimento alle pertinenti norme armonizzate utilizzate /

The following harmonized standards and technical specifications have been applied:

Titolo e data di pubblicazione /

Title and date of issue

- EN 12100:2010 (Sicurezza del macchinario) / Safety of machinery
- EN 60204-1:2018 (Equipaggiamento elettrico delle macchine) / Electrical equipment
- EN 13849-1:2015 (Sicurezza dei sistemi di comando) / Safety of control systems
- EN 55011:2016 +A1:2017+A11:2020 (Disturbi Radio frequenza) / Radio Frequency disturbance
- EN 61000-6-2:2005+AC:2005 (Compatibilità Elettromagnetica - Immunità per ambienti industriali) / Electromagnetic Compatibility - Immunity for Industrial environments

Informazioni supplementari / Additional information:

Test Report n° 28119873 001 and 28119873 002

Nome e indirizzo custode Fascicolo Tecnico / Name and Address technical Documentation holder:

Mr. Mifune Shinia, Via Firenze 3 22079 Villa Guardia CO IT

Firmato a nome e per conto di / Signed for and on behalf of:

Villa Guardia (CO) : 02/08/2021

(Luogo e data del rilascio / Place and date of issue)

Mr. Sandro Robustelli / Mechanical Design Engineer
EPSON COMO Printing Technologies
Via Firenze 3 22079
Villaguardia CO IT
Epsoncomo.it@pec.it

(Nome, funzione, firma / Name, function, signature)

**EPSON COMO PRINTING
TECHNOLOGIES Srl**

Sede legale e operativa
Via Firenze, 3
22079 Villa Guardia - CO - Italia

TEL +39 031 483319
FAX +39 031 563121

Unità locali
Via Livettica, 10/12 e 11
22073 Fino Mornasco - CO - Italia

TEL +39 031 927988
FAX +39 031 929688

C.F./P.IVA e n° iscrizione Camera di Commercio di Como 00221450133
R.E.A. n. 69079 - Codice univoco SUBM70N
Cap. Soc. Int. Vers. Euro 170.000,00

EN ISO 9001: 2015

epsoncomo.it@pec.it
www.epsoncomo.it - www.monnalisadtp.eu

Türkiye'deki Kullanıcılar için

AEEE Yönetmeliğine Uygundur.

WEEE (Waste Electrical and Electronic Equipment) Directive

This information only applies to customers in the European Union, according to Directive 2012/19/EU OF THE EUROPEAN PARLIAMENT AND OF THE COUNCIL OF 04 July 2012 on waste electrical and electronic equipment (WEEE) and legislation transposing and implementing it into various national legal systems, and to customers in countries in Europe, Middle East and Africa (EMEA) where they have implemented equivalent regulations.

For other countries, please contact your local government to investigate the possibility of recycling your product.



English

The crossed out wheeled bin label that can be found on your product indicates that this product should not be disposed of via the normal household waste stream. To prevent possible harm to the environment or human health please separate this product from other waste streams to ensure that it can be recycled in an environmentally sound manner. For more details on available collection facilities please contact your local government office or the retailer where you purchased this product.

Deutsch

Der Aufkleber mit durchgekreuzter Mülltonne an diesem Produkt weist darauf hin, dass dieses Produkt nicht im normalen Hausmüll entsorgt werden darf. Zur Vermeidung einer möglichen Beeinträchtigung der Umwelt oder der menschlichen Gesundheit und um zu gewährleisten, dass es in einer umweltverträglichen Weise recycelt wird, darf dieses Produkt nicht in den Hausmüll gegeben werden. Informationen zu Entsorgungseinrichtungen erhalten Sie bei der zuständigen Behörde oder dem Geschäft, in dem Sie dieses Produkt erworben haben.

Français

L'étiquette apposée sur ce produit et représentant une poubelle barrée indique que le produit ne peut être mis au rebut avec les déchets domestiques normaux. Afin d'éviter d'éventuels dommages au niveau de l'environnement ou sur la santé, veuillez séparer ce produit des autres déchets de manière à garantir qu'il soit recyclé de manière sûre au niveau environnemental. Pour plus de détails sur les sites de collecte existants, veuillez contacter l'administration locale ou le détaillant auprès duquel vous avez acheté ce produit.

Italiano

L'etichetta con il contenitore barrato applicata sull'imballo indica che il prodotto non deve essere smaltito tramite la procedura normale di smaltimento dei rifiuti domestici. Per evitare eventuali danni all'ambiente e

alla salute umana, separare questo prodotto da altri rifiuti domestici in modo che possa essere riciclato in base alle procedure di rispetto dell'ambiente. Per maggiori dettagli sulle strutture di raccolta disponibili, contattare l'ufficio competente del proprio comune o il rivenditore del prodotto.

Español

La etiqueta de un contenedor tachado que hallará en su producto indica que este producto no se puede tirar con la basura doméstica normal. Para impedir posibles daños medioambientales o para la salud, separe este producto de otros canales de desecho para garantizar que se recicle de una forma segura para el medio ambiente. Para más información sobre las instalaciones de recolección disponibles, diríjase a las autoridades locales o al punto de venta donde adquirió este producto.

Português

A etiqueta com o símbolo de um contentor de lixo traçado com uma cruz que aparece no produto indica que este produto não deve ser deitado fora juntamente com o lixo doméstico. Para evitar possíveis danos no ambiente ou na saúde pública, por favor separe este produto de outros lixos; desta forma, terá a certeza de que pode ser reciclado através de métodos não prejudiciais ao ambiente. Para obter mais informações sobre os locais de recolha de lixo disponíveis, contacte a sua junta de freguesia, câmara municipal ou local onde comprou este produto.

Nederlands

Op uw product is een label van een rolcontainer met een kruis erdoor aangebracht. Dit label wil zeggen dat dit product niet bij het normale huishoudelijk afval mag worden ingezameld. Om eventuele schade aan het milieu of de gezondheid van de mens te voorkomen moet dit product gescheiden van al het ander afval worden ingezameld, zodat het op een verantwoorde wijze kan worden verwerkt. Voor meer informatie over uw lokale afvalinzameling wendt u zich tot uw gemeente of de leverancier bij wie u dit product hebt gekocht.

Dansk

Etiketten med et kryds over skraldespanden på hjul, der sidder på produktet, angiver, at dette produkt ikke må bortskaffes sammen med almindeligt husholdningsaffald. For at beskytte miljø og helbred skal dette produkt bortskaffes separat, så det kan genbruges på en måde, der er god for miljøet. Kontakt de lokale myndigheder eller den forhandler, hos hvem du har købt produktet, vedrørende steder, hvor du kan aflevere produktet.

Suomi

Laitte on merkitty jäteastia-symbolilla, jonka yli on vedetty rasti. Tämä tarkoittaa, ettei laitetta saa hävittää normaalin talousjätteen mukana. Älä hävitä laitetta normaalin jätteen seassa vaan varmista, että laite kierrätetään ympäristöystävällisellä tavalla, jottei ympäristölle tai ihmisille aiheudu vahinkoa. Lisätietoja kierrätyksestä ja keräyspisteistä saa ottamalla yhteyttä paikallisiin viranomaisiin tai jälleenmyyjään, jolta laite ostettiin.

Svenska

Symbolen med en överkorsad soptunna innebär att denna produkt inte får kastas i vanligt hushållsavfall. För att skydda miljön ska denna produkt inte kastas tillsammans med vanligt hushållsavfall utan lämnas för återvinning på tillbörligt sätt. För mer information om uppsamlingsplatser kontakta din lokala myndighet eller den återförsäljare där du har köpt produkten.

Norsk

Det er krysset over merket av beholderen på hjul som vises på produktet, som angir at dette produktet ikke skal kastes sammen med vanlig husholdningsavfall. Hold dette produktet atskilt fra annet avfall slik at det kan resirkuleres på en miljømessig forsvarlig måte og dermed forhindre eventuell skade på miljø eller helse. Hvis du vil ha mer informasjon om hvor produktet kan leveres inn, kontakter du kommunale myndigheter eller forhandleren der du kjøpte dette produktet.

Česky

Štítek s přeškrtnutým odpadkovým košem na kolečkách, který lze nalézt na výrobku, označuje, že tento produkt se nemá likvidovat s běžným domovním odpadem. V zájmu ochrany životního prostředí a lidského zdraví zlikvidujte tento výrobek jako tříděný odpad, který se recykluje způsobem šetrným k životnímu prostředí. Podrobnější informace o sběrných dvorech pro tříděný odpad získáte na obecním úřadě nebo u prodejce, u kterého jste příslušný výrobek zakoupili.

Magyar

A terméken található, áthúzott szemetest ábrázoló címke azt jelzi, hogy ezt a terméket nem szabad a rendes háztartási szeméttel együtt kidobni. Az esetleges környezeti- vagy egészségkárosodást megelőzendő, kérjük, hogy ezt a terméket a többi szeméttől elkülönítve helyezze el, és biztosítsa, hogy azt környezetbarát módon újrahasznosítsák. A rendelkezésére álló begyűjtő létesítményekről kérjük tájékozódjon a megfelelő helyi állami szerveknél vagy a viszonteladónál, ahol a terméket vásárolta.

Polski

Symbol przekreślonego kosza znajdujący się na produkcie oznacza, że nie może on być utylizowany razem z normalnymi odpadami z gospodarstwa domowego. Aby zapobiec potencjalnemu zagrożeniu dla środowiska lub zdrowia ludzkiego, produkt ten należy odseparować od reszty odpadów z gospodarstwa domowego i utylizować w ekologicznie właściwy sposób. Szczegółowe informacje na temat punktów zbiórki odpadów można uzyskać w lokalnych urzędach lub u sprzedawcy danego produktu.

Slovensky

Štítok s přeškrtnutým odpadkovým košom na kolieskach, ktorý je možné nájsť na výrobku, označuje, že tento produkt sa nemá likvidovať s bežným komunálnym odpadom. V záujme ochrany životného prostredia a ľudského zdravia zlikvidujte tento výrobok ako triedený odpad, ktorý sa recykluje spôsobom šetrným k životnému prostrediu. Podrobnejšie informácie o zberných dvoroch pre triedený odpad získate na obecnom úrade alebo u predajcu, u ktorého ste príslušný výrobok zakúpili.

Slovenski

Prečrtan koš za smeti na etiketi, katero lahko najdete na vašem izdelku, pomeni, da tega izdelka ne smete odvreči podobno kot vse ostale smeti. Da bi preprečili morebitne škodljive vplive na okolje ali zdravje, ločite izdelek od vseh ostalih in poskrbite, da bo recikliran na okolju prijazen način. Natančne informacije o tem, kje se nahajajo primerna odlagališča, pridobite v vašem krajevnem uradu ali pri prodajalcu.

Eesti

Teie tootele kleebitud tähis, mis kujutab ratastega prügikonteinerit, millele on rist peale tõmmatud, keelab toote kõrvaldamise majapidamisjäätmetega sarnasel viisil. Keskkonnale või inimeste tervisele tekitatava võimaliku kahju vältimiseks eraldage toode teistest jäätmetest, et tagada selle korduvkasutamine keskkonnasäästlikul viisil. Kui soovite saada rohkem teavet võimalike kogumispunktide kohta, võtke ühendust kohaliku omavalituse ametnikuga või teile toote müünud jaemüüjaga.

Lietuviškai

Užbraukta ratuota šiukšliadėžės etiketė, kurią rasite ant jūsų produkto, reiškia, kad šis produktas neturėtų būti išmestas kartu su įprastinėmis buitinėmis šiukšlėmis. Siekiant išvengti galiamos žalos aplinkai bei žmonių sveikatai, prašome atskirti šį produktą nuo kitų atliekų, ir įsitikinti, kad jis būtų perdirbtas aplinkai nepavojingu būdu. Jei reikia išsamesnės informacijos apie atliekų surinkimo ypatumus, prašome kreiptis į savo vietos valdžios įstaigas arba į mažmeninį pardavėją, iš kurio jūs įsigijote šį produktą.

Latviski

Marķējums ar pārsvītrotu atkritumu tvertni uz ritenīšiem, kas redzams uz izstrādājuma, norāda, ka šo izstrādājumu nedrīkst likvidēt kopā ar parastajiem sadzīves atkritumiem. Lai novērstu iespējamo kaitējumu videi vai cilvēku veselībai, lūdzu, atdaliet šo izstrādājumu no citiem atkritumiem, tādējādi nodrošinot tā otrreizējo pārstrādi videi drošā veidā. Papildinformācijai par pieejamajām atkritumu savākšanas iespējām, lūdzu, sazinieties ar vietējo pašvaldību vai mazumtirgotāju, no kura jūs iegādājāties šo izstrādājumu.

Ελληνικά

Η διαγραμμένη ετικέτα του τροχοφόρου κάδου απορριμμάτων που θα βρείτε πάνω στο προϊόν σας υποδεικνύει ότι αυτό το προϊόν δεν πρέπει να απορρίπτεται μέσω του κανονικού δικτύου αποκομιδής οικιακών απορριμμάτων. Για να αποτρέψετε πιθανές επιπτώσεις στο περιβάλλον ή την ατομική υγεία, παρακαλούμε να διαχωρίσετε αυτό το προϊόν από άλλα δίκτυα αποκομιδής ώστε να διασφαλίσετε ότι είναι δυνατή η ανακύκλωσή του με έναν περιβαλλοντικά θεμιτό τρόπο. Για περισσότερες πληροφορίες σχετικά με τις διαθέσιμες δυνατότητες συλλογής απορριμμάτων, παρακαλούμε να επικοινωνήσετε με την τοπική κυβερνητική αρχή ή το κατάστημα λιανικής από όπου αγοράσατε αυτό το προϊόν.

Türkçe

Ürününüzün üzerinde bulunan çarpi işaretli tekerlekli kutu etiketi, bu ürünün normal ev atık sistemi vasıtasıyla elden çıkarılmaması gerektiğini gösterir. Çevreye ve insan sağlığına zarar vermeyi önlemek için, lütfen bu ürünü çevreye zarar vermeyecek şekilde geri dönüşüme tabi tutulmak üzere diğer atıklardan ayırın. Mevcut toplama tesisleri ile ilgili ayrıntılı bilgi edinmek için, yerel devlet makamlarıyla veya bu ürünü satın aldığınız satıcıyla irtibata geçin.

Română

Eticheta arătând un coș de gunoi tăiat cu două linii încrucișate, care poate fi găsită pe produs, indică faptul că acesta nu trebuie aruncat la gunoi laolaltă cu gunoiul menajer. Pentru a evita posibila degradare a mediului înconjurător sau a sănătății umane, colectați separat acest produs de gunoiul menajer pentru a vă asigura că poate fi reciclat într-un mod ecologic. Pentru mai multe detalii privind punctele disponibile de colectare, contactați autoritățile locale sau comerciantul de la care ați achiziționat acest produs.

Български

Етикетът, представляващ зачертано кошче за боклук в кръг, който можете да видите върху вашия продукт, означава, че този продукт не трябва да се изхвърля заедно с обикновените домакински отпадъци. За предпазване от евентуални щети върху околната среда или човешкото здраве, моля, отделете този продукт от останалите отпадъци, за да се гарантира, че той ще бъде рециклиран по екологично съобразен начин. За повече информация относно наличните места за събиране на отпадъци, моля, свържете се с местните власти или търговеца, от когото сте закупили този продукт.

Hrvatski

Oznaka prekrížene kante za otpad koja se nalazi na vašem proizvodu znači da se ovaj proizvod ne smije odlagati u obično kućno smeće. Da bi se spriječili negativni učinci na okoliš ili ljudsko zdravlje odvojite ovaj proizvod od ostalog otpada da bi se osiguralo njegovo recikliranje na ekološki prihvatljiv način. Više pojedinosti o dostupnim reciklažnim dvorištima zatražite u uredu lokalne samouprave ili od prodavača od kojeg ste kupili ovaj proizvod.

Македонски

Прецртаната ознака во круг за кантата што е прикажана на производот посочува дека овој производ не смее да се фрла со редовниот домашен отпад. За да спречите можни штети за животната средина или по здравјето на луѓето, одвојте го овој производ од другиот домашен отпад за да обезбедите негово рециклирање на начин којшто нема да ѝ наштети на животната средина. Контакттирајте со општинската канцеларија или со продавачот каде што го купивте овој производ за повеќе детали околу достапните собирни локации.

Srpski

Okrugla oznaka sa precrtanom kantom za odlaganje otpada koja se nalazi na proizvodu znači da se ovaj proizvod i priložene baterije ne smeju odlagati u otpad na uobičajen način. Da bi se sprečio štetan uticaj na okolinu ili na zdravlje ljudi, odvojte ovaj proizvod i njegove baterije od ostalog otpada kako bi se oni reciklirali na ekološki prihvatljiv način. Za više detalja o mestima za reciklažu obratite se lokalnoj samoupravi ili prodavcu od koga ste kupili ovaj proizvod.