

EPSON

ML-8000U / ML-8000

Safety Precautions

M00134910 EN
Rev. K

Original instructions

Cautions and Trademarks

Cautions and Trademarks

Cautions

- ❑ No part of this document may be reproduced, stored in a retrieval system, or transmitted in any form or by any means, electronic, mechanical, photocopying, recording, or otherwise, without the prior written permission of Seiko Epson Corporation.
- ❑ The contents of this document are subject to change without notice. Please contact us for the latest information.
- ❑ While every precaution has been taken in the preparation of this document, Seiko Epson Corporation assumes no responsibility for errors or omissions.
- ❑ Neither is any liability assumed for damages resulting from the use of the information contained herein.
- ❑ Neither Seiko Epson Corporation nor its affiliates shall be liable to the purchaser of this product or third parties for damages, losses, costs, or expenses incurred by the purchaser or third parties as a result of: accident, misuse, or abuse of this product or unauthorized modifications, repairs, or alterations to this product, or (excluding the U.S.) failure to strictly comply with Seiko Epson Corporation's operating and maintenance instructions.
- ❑ Seiko Epson Corporation shall not be liable against any damages or problems arising from the use of any options or any consumable products other than those designated as Original EPSON Products or EPSON Approved Products by Seiko Epson Corporation.

Trademarks

Mac, macOS are registered trademarks of Apple Inc.

Adobe, Acrobat, Illustrator, Photoshop, PostScript and Reader are either registered trademarks or trademarks of Adobe in the United States and/or other countries.

All other product names and company names are the trademarks or registered trademarks of their respective owners.

Product Overview

The ML-8000U and ML-8000 are inkjet fabric printers. They can reach a print speed of 162 m²/h when the resolution is 600 x 600 dpi and two passes are performed. The ink supply unit can hold two ink cartridges of each of the eight colors to supply ink to the printer.

Before using this machine, make sure you receive safety and operation training from qualified service personnel.

Images in this Manual

The images used in this manual may differ from your machine.

Cautions and Trademarks



©Seiko Epson Corporation 2021-2024

About This Manual

About This Manual

Symbols Regarding General Information

This manual uses the following symbols.

 Important:	This symbol indicates information the user must obey when using this machine. Mishandling the machine by ignoring this symbol can result in product failures or malfunctions.
Note:	This symbol indicates a supplementary explanation or additional information that the user should know.
	This symbol indicates pages to reference with related information.
Printer Settings	Text that is displayed on the printer's control panel or on your computer is displayed in bold.

Screens in This Manual

The screens used in this manual may vary from the screens actually displayed depending on your OS and product.

Manual Organization

The manuals for the product are organized as shown below.

You can view the PDF manuals using Adobe Acrobat Reader or Preview (Mac).

The latest manuals are available from qualified service personnel.

Safety Precautions (this manual)	This manual explains the safety precautions. Make sure you read this manual to perform operations safely.
User's Manual	This manual explains how to use the printer.
Epson Video Manuals (Videos)	You can watch a video of each maintenance procedure on YouTube. You can access the videos from the URL on the maintenance page or the QR code label at the bottom left of the control panel.

Contents

Cautions and Trademarks

Cautions.	2
Trademarks.	2
Product Overview.	2
Images in this Manual.	2

About This Manual

Symbols Regarding General Information.	4
Screens in This Manual.	4
Manual Organization.	4

Before Use

Meaning of Symbols.	6
Symbols Regarding Safety.	6
Symbols on the Product.	7

For Safe Usage

Precautions for Installation and Power Supply.	11
Notes Regarding Handling.	11
Precautions for Maintenance Work.	13
Precautions for Handling Ink, Maintenance Liquid, and Waste Ink.	14
Precautions for Glue, Glue Remover, and Ink Film Remover.	15
Safety Devices.	16
Emergency Stop Button.	16
Pause buttons.	17
List and Descriptions of All Safety Functions.	18

Residual Risks

List of Residual Risks.	20
Residual Risk Map.	20
Rear.	21
Actions Leading to Residual Risks.	21
Printer unit (Pressure roller section).	22

Standards and Approvals

Before Use

Before Use












This chapter shows the meaning of symbols used in this manual and on this machine, as well as safety precautions.

Be sure to read this manual carefully before using this machine. Store this manual in a safe location where it can be easily referred to whenever you have a question.


Meaning of Symbols

This manual and product use the following symbols to ensure the product is used safely and to prevent risks and damage. The symbols have the meanings described below.

Symbols Regarding Safety














 Warning:	This symbol indicates content where mishandling the machine by ignoring this symbol can result in death or serious injuries.
 Caution:	This symbol indicates content where mishandling the machine by ignoring this symbol can result in injury or property damage.
	Indicates actions you must not do (prohibited actions).
	Indicates things you must do (instructions, actions).
	Indicates that disassembly is prohibited.
	Indicates that touching is prohibited.
	Indicates that flames are strictly prohibited.
	Indicates that eye protection must be worn.
	Indicates that protective gloves must be worn.
	Indicates that protective clothing must be worn.
	Indicates that respiratory protection must be worn.
	Indicates that a hair net must be worn.

Before Use





	Indicates that safety shoes must be worn.
---	---

Symbols on the Product

Warning labels are applied to this machine so that users can easily recognize dangerous locations. Absolutely do not remove the warning labels applied to this machine. If warning labels become illegible or start to peel off, contact qualified service personnel and replace the labels with new ones. The labels attached differ depending on the product model.


	Caution, risk of electric shock
	Caution, hot surface
	Caution, keep hands clear
	Caution, risk of hands being caught
	Do not insert hands
	Stand-by
	Alternating current
	ON(Power)
	OFF(Power)
	Connection(Protective conductor (PE))
	Protective earth
	Center of gravity position
	Position for inserting forks

Before Use

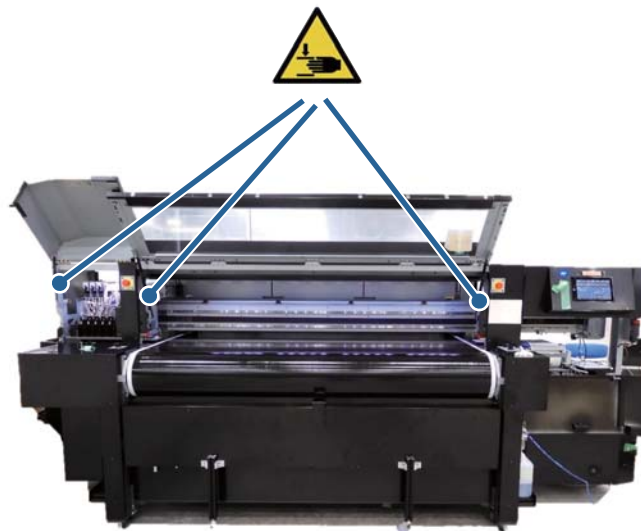
 DANGER HIGH VOLTAGE	 DANGER HAUTE TENSION	Danger of high voltage and warning to arc flash
 WARNING ARC FLASH AND SHOCK HAZARD	 AVERTISSEMENT RISQUE D'ARC ELECTRIQUE ET DE CHOC ELECTRIQUE	

Location of labels

Front


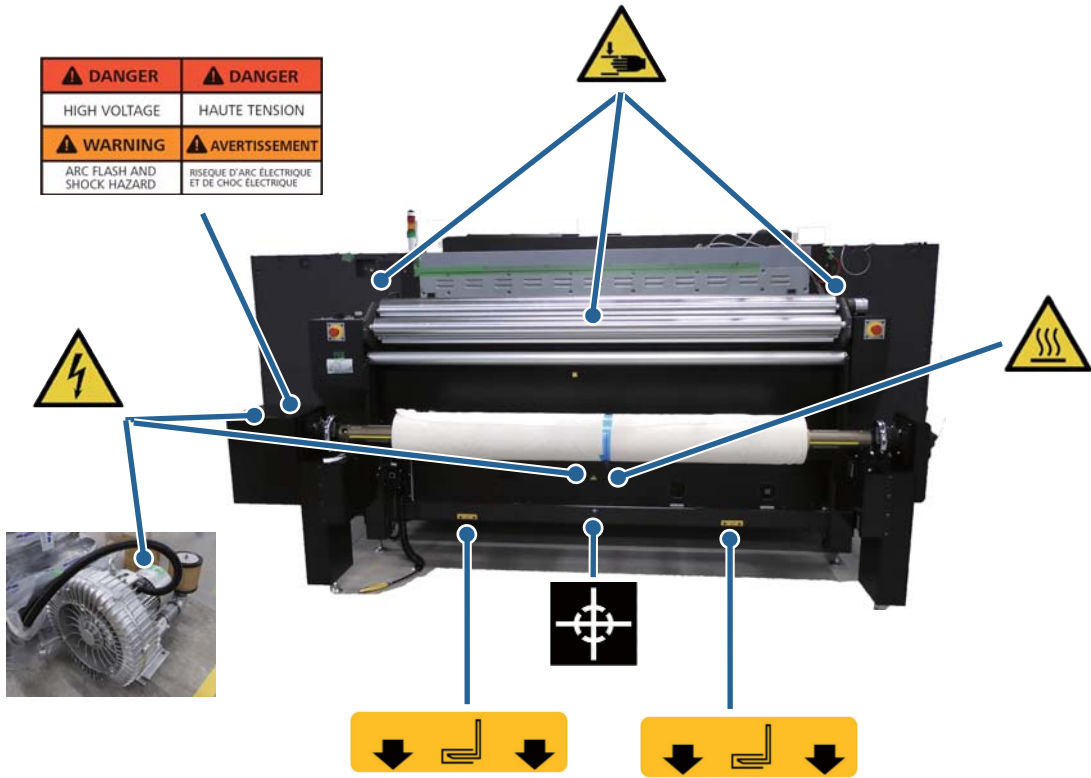


Inside front



Before Use


Rear



Before Use



Side











For Safe Usage



For Safe Usage

This section provides information that must be observed in order to use this machine safely and prevent injury and/or property damage.









Precautions for Installation and Power Supply





 WARNING	
	Contact qualified service personnel for installation information.
	Use a power cord that meets the safety standards for the region in which this machine is used.
	Contact qualified service personnel before connecting a new earth terminal.
	If there is a conductive object, such as a fence or a ladder, within 2.5 meters (8.20 ft) from the machine, make sure the conductive object is grounded.
	<p>Install this machine on a flat, stable surface that is wider than the machine and that can safely support its weight.</p> <p>Contact qualified service personnel for assistance before moving this machine.</p> <p>There is a risk of injury if this machine tips over.</p> <p>There is a risk of electric shock or fire if cables become damaged.</p> <p>Expected performance levels might no longer be guaranteed if changes are made to the condition of this machine.</p>
	<p>Do not use this machine near flames or volatile substances such as alcohol and thinner.</p> <p>Otherwise, there is a risk of electric shock or fire.</p>
	<p>Do not use this machine in environments where flammable gas, explosive gas, or the like might be present.</p> <p>In addition, do not use flammable gas sprays in or near this machine.</p> <p>Otherwise, there is a risk of fire.</p>

Notes Regarding Handling




 WARNING	
	<p>Immediately stop using this machine if there is smoke, unusual odors or sounds, or any other abnormal conditions.</p> <p>Otherwise, there is a risk of electric shock or fire.</p> <p>If an abnormal condition occurs, immediately turn off the breaker on the back of the machine, cut off all power supplied to the machine, and then contact qualified service personnel for assistance.</p>

For Safe Usage



 WARNING	
	Do not attempt any repairs yourself. Doing so is extremely dangerous.
	Do not insert or drop metallic or flammable items into any openings on the machine. Otherwise, there is a risk of electric shock or fire.
	Do not touch any areas inside this machine other than those that are indicated in this manual. Otherwise, there is a risk of electric shock or burns.
	Do not remove any parts other than those that are indicated in this manual, and do not install, disassemble, or modify any parts other than those specified. Otherwise, you could be injured or an accident could occur due to abnormal heat or electric shock.
	Do not deliberately remove or disable safety devices. Doing so leads to the risk of injury, malfunction, and/or damage to the machine.
	When performing maintenance work in a location that is out of sight of the control panel, make sure that only the person performing maintenance work and no one else is able to operate the control panel. Doing so leads to the risk of your hand or other parts of your body becoming caught in the machine.
	Keep your hands away from moving parts, such as the belt and rollers as well as the vertically moving parts and rotating mechanism of the belt cleaning unit, while the machine is operating. Otherwise, there is a risk of your hands, hair, or clothing becoming caught in the machine.












 CAUTION	
	Be careful to avoid pinching your hands and fingers or hitting your head on the corner of the protective covers when opening and closing the protection covers on this machine. Failure to do so could lead to injury.
 	When attaching or removing fabric, be sure to wear safety shoes and make sure that the procedure is performed by two people. When lifting a fabric roll, lift with your legs and not your back. Fabric rolls weigh 30 kg (66.14 pounds) or more. Dropping a fabric roll can lead to injury. Lifting with incorrect posture can lead to injury and/or back pain.

For Safe Usage











 CAUTION	
	<p>ML-8000 only</p> <p>The blower should always be lifted or moved by two people. The blower weighs 30 kg (66.14 pounds) or more. Dropping the blower can lead to injury. Lifting with incorrect posture can lead to injury and/or back pain. Also, do not hold the blower by its eyebolts when lifting.</p> <div style="text-align: center;">  </div> <p>1 Eyebolt</p>

Precautions for Maintenance Work

 WARNING	
	<p>If using glue or glue remover that contains flammable gas, explosive gas, or the like, ensure sufficient ventilation and make sure that the ignition point and explosion limit are not reached.</p> <p>For details, refer to the instructions of the SDS for the glue and glue remover you are actually using.</p>





 CAUTION	
    	<p>During maintenance work, wear all of the protective equipment described in the maintenance procedures in the <i>User's Manual</i> (eye protection, protective gloves, respiratory protection, etc.).</p> <ul style="list-style-type: none"> <input type="checkbox"/> Use protective equipment compliant with the safety regulations. <input type="checkbox"/> Using additional protective equipment compliant with the safety regulations is recommended when necessary.
	<p>Be sure to wear eye protection during maintenance work on areas near the ink path, such as when cleaning around the heads and caps.</p> <p>Failure to do so could cause ink to splash into the eyes.</p>
	<p>Be sure to wear protective gloves when using maintenance liquid.</p>
 	<p>Be sure to wear eye protection and respiratory protection when applying glue.</p> <p>For details, refer to the instructions of the SDS for the glue and glue remover you are actually using.</p>
	<p>People with long hair should tie their hair and also wear a hair net.</p> <p>Otherwise, your hands and clothing could become stained with ink, and your fingers and hair could become caught in the machine, causing injury.</p>

For Safe Usage




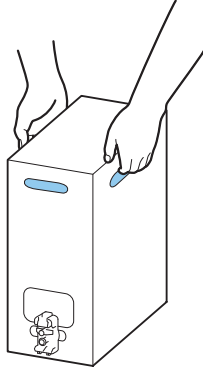






 CAUTION	
	Do not climb on the machine while working on it. Note that the machine is not designed to support the weight and can be easily damaged.
	If waste ink or maintenance liquid gets on the floor, use a wipe cloth or the like to wipe it up. Failure to do so could lead to injury due to slipping.
	Make sure that all maintenance work is performed at room temperature.
	When maintenance work is completed, immediately return the protective equipment to its original location.
	When performing maintenance by moving the carriage (when the caps are separated from the print heads), make sure you perform the maintenance within approximately 20 minutes. If you exceed this time limit, the print head nozzles may become clogged resulting in a decline in print quality.
	Make sure that no tools or parts used in maintenance work or other foreign materials are left on the operating parts of the machine or inside the machine.
	During maintenance, do not use sharpening stones, abrasive/corrosive materials, or solvents (excluding glue). Doing so may erase numbers, codes, or characters indicated on the machine.
	Do not expose the electrical and electronic devices and motors to liquid.
	Use the products properly according to the "Safety Data Sheet" for each product.

Precautions for Handling Ink, Maintenance Liquid, and Waste Ink

Read the Safety Data Sheet (SDS) before handling ink cartridges, maintenance liquid, and waste ink. The Safety Data Sheet can be downloaded from the Epson website.

 WARNING	
	<p>If ink gets on your skin or enters your eyes or mouth, take the measures below.</p> <ul style="list-style-type: none"> <input type="checkbox"/> If it gets on your skin, rinse immediately with soap and water. <input type="checkbox"/> If it enters your eyes, rinse immediately with water. Failure to observe this precaution could result in bloodshot eyes or mild inflammation. If problems persist, consult with a physician. <input type="checkbox"/> If it enters your mouth, consult a physician immediately.
	<p>Do not dismantle or remodel ink cartridges.</p> <p>Disassembling them can cause ink or cleaning liquid to get in your eyes or come in contact with your skin.</p>
	Keep ink cartridges, maintenance liquid, carriage spindle grease, waste ink, and glue out of the reach of children.

For Safe Usage

 CAUTION	
 	<p>When lifting up an ink cartridge, wear safety shoes and place your hands in the positions indicated in the figure below. Lifting with placing the hands on other positions could cause the ink cartridge to fall or pinch your fingers when you lower it, resulting in injury.</p> <div style="text-align: center;"></div>
	Do not touch the IC chip on any ink cartridge.
	Store ink cartridges within the indicated temperature range. Do not store them in high or freezing temperatures.
	Do not use reactive ink, acid ink, dispersion ink, and pigment ink at the same time (including ink penetration liquid).
	Dispose of used ink cartridges according to local laws and regulations.
	<p>Epson recommends the use of genuine Epson ink cartridges. Epson cannot guarantee the quality or reliability of non-genuine ink.</p> <p>The use of non-genuine ink may cause damage that is not covered by Epson's warranties, and under certain circumstances, may cause erratic printer behavior.</p> <p>For more information about the warranty for this machine, see the Delivery Specifications or the Sales Contract.</p>
	This machine is designed to stop operating before the ink completely runs out, in order to maintain the quality of the print head. Therefore, a small amount of ink will remain in used ink cartridges. The running cost will vary by usage environment and usage conditions.

Precautions for Glue, Glue Remover, and Ink Film Remover

Glue, glue remover, and ink film remover may contain organic solvents harmful to the human body. Before carrying out work handling glue or remover, obtain a Safety Data Sheet from the manufacturer of that glue or remover and thoroughly understand the contents thereof. Then, carry out work taking appropriate measures and strictly following the laws and regulations of your region.

Seiko Epson Corporation will bear no responsibility whatsoever regarding the handling of glue, glue remover, and ink film remover as well as any effects on health therefrom.

For Safe Usage

Safety Devices

This machine includes the following safety devices.

Emergency Stop Button

In the event of an emergency, press an emergency stop button on the machine. The machine comes to an immediate stop.

There are two buttons on the machine front and two on the rear.



Front



Rear




For Safe Usage

Releasing an emergency stop

To release the emergency stop, turn the button to the right. Turn off the breaker (Main Power) on the back of the machine, and then turn it back on. Press the power button on the control panel to restart the machine.




If the print head stops on the suction cap, move the print head manually over the belt before releasing the emergency stop. If you release the emergency stop without moving the print head, an error will occur.



- ① Print head
- ② Suction cap

Pause buttons

Use this button to pause printing and move the print head to the capping station. The buttons are located on the front left side, front panel, and rear panel of the product.



For Safe Usage**Front****Rear****Resuming printing**

Touch the **Resume** button on the control panel to resume printing.

List and Descriptions of All Safety Functions

Safety function	Explanation	Standard for reference
Protection against access to dangerous locations by interlocks on the front cover	If the front cover is opened while the carriage is operating, the carriage stops instantly.	ISO 13849-1:2015, Category 3, PL e
Protection against access to dangerous locations by interlocks on the maintenance cover	If the maintenance cover is opened while the carriage is operating, the carriage stops instantly.	ISO 13849-1:2015, Category 3, PL e
Protection against access to dangerous locations by interlocks on the rear cover	If the rear cover is opened while the carriage is operating, the carriage stops instantly.	ISO 13849-1:2015, Category 3, PL e
Protection against access to dangerous locations by limiting belt speed	The speed of the belt is limited to 2 m/min (6.56ft/min) during reverse rotation, except when the front cover is open and the rear cover is closed.	ISO 13849-1:2015, Category 3, PL d
Protection against access to dangerous locations by interlocks on the rear cover	When the rear cover is open, the swing operation of the pressure roller is stopped.	ISO 13849-1:2015, Category 3, PL e

For Safe Usage

Safety function	Explanation	Standard for reference
Protection against access to dangerous locations by interlocks on the belt cleaning unit	If the belt cleaning unit is opened, the cleaning brush stops instantly.	ISO 13849-1:2015, Category 3, PL e
Emergency stop for dangerous locations by emergency stop switches	If an emergency stop switch is pressed, the carriage, pressure roller, belt, and the motor for the belt cleaning unit stop instantly.	ISO 13849-1:2015, Category 3, PL d
Protection against access to dangerous locations by adding Hold to Run control for the belt drive switch	The belt drive switch uses a Hold to Run control, which means that the belt only moves when the switch is pressed.	ISO 13849-1:2015, Category 3, PL c




Residual Risks


Residual Risks

This chapter explains the residual risks when operating this machine.

List of Residual Risks

Residual risks are listed here categorized in accordance with the following definitions.

 DANGER	Contents that involve a high risk of death or severe injury if protective measures are not taken.
 WARNING	Contents that involve a risk of death or severe injury if protective measures are not taken.
 CAUTION	Contents that involve a high risk of minor injury if protective measures are not taken.

No.1	
Operation stage	Operation
Work	Setting the fabric
Qualification / training required for work	Must understand the content of the manual (this document) and have undergone operational training from qualified service personnel from the Seiko Epson Group, or a service representative authorized by Seiko Epson.
Location on machine	Printer unit (Pressure roller section)
Residual Risks (Degree of harm)	CAUTION
Content of harm	Fingers can be caught by the pressure roller when it is lowered. If the belt starts to move when your hand is on the belt, it could get caught by the pressure roller.
Protective measure to be implemented by machine user	Do not put your hand under the pressure roller unnecessarily when the rear cover is open. Do not touch the belt.
Page to be referenced	 "Printer unit (Pressure roller section)" on page 22




Residual Risk Map

The "No." on the residual risk map matches the "No." title on the list of residual risks in the previous section.

Residual Risks

Rear



1 Location 1	
 DANGER	-
 WARNING	-
 CAUTION	No.1

Actions Leading to Residual Risks

Performing the following actions while this machine is in use could lead to injury.

Residual Risks

Printer unit (Pressure roller section)

 **WARNING**



- ❑ Do not place your hand between the pressure roller and the belt. Your hand could get caught and injured when the pressure roller is lowered.
- ❑ Do not touch the belt near the pressure roller. If the belt starts to move when your hand is on the belt, it could get caught by the pressure roller causing an injury to occur.



① Pressure Roller

Standards and Approvals

Standards and Approvals

Manufacturer: SEIKO EPSON CORPORATION
 Address: 3-5, Owa 3-chome, Suwa-shi, Nagano-ken 392-8502, Japan
 Web site: www.epson.com/

Except for Japan and Taiwan Users

This equipment is not intended for use in residential environments and may not provide adequate protection to radio reception in such environments.

For Users in Europe

CE Marking

<https://www.epson.eu/conformity>



Importer:

- EPSON EUROPE B.V.
 Address: Atlas Arena, Asia Building, Hoogoorddreef 5, 1101 BA Amsterdam Zuidoost The Netherlands
 Web site: www.epson.eu/
- Epson (UK) Ltd.
 Address: Westside, London Road, Hemel Hempstead, Hertfordshire, HP3 9TD, United Kingdom

DECLARATION OF CONFORMITY (for EU Countries Only)

Manufacturer: SEIKO EPSON CORPORATION
 Address: 3-5, Owa 3-chome, Suwa-shi, Nagano-ken 392-8502 Japan
 Representative: EPSON EUROPE B.V.
 Address: Atlas Arena, Asia Building, Hoogoorddreef 5, 1101 BA Amsterdam Zuidoost The Netherlands
 Brand Name: EPSON
 Product Name: Digital Printing Machine
 Model: N781A

Conforms to the following Directive(s) and Norm(s):

Directive 2006/42/EC: EN ISO 12100
 EN 60204-1
 EN ISO 11111-1

Directive 2014/30/EU: EN 55011
 EN 61000-6-2
 EN 61000-6-4

Directive 2011/65/EU: EN IEC 63000

Regulation (EU) 2023/1542

Standards and Approvals

Türkiye'deki Kullanıcılar için

AEEE Yönetmeliğine Uygundur.

WEEE (Waste Electrical and Electronic Equipment) Directive

This information only applies to customers in the European Union, according to Directive 2012/19/EU OF THE EUROPEAN PARLIAMENT AND OF THE COUNCIL OF 04 July 2012 on waste electrical and electronic equipment (WEEE) and legislation transposing and implementing it into various national legal systems, and to customers in countries in Europe, Middle East and Africa (EMEA) where they have implemented equivalent regulations.

For other countries, please contact your local government to investigate the possibility of recycling your product.



English

The crossed out wheeled bin label that can be found on your product indicates that this product should not be disposed of via the normal household waste stream. To prevent possible harm to the environment or human health please separate this product from other waste streams to ensure that it can be recycled in an environmentally sound manner. For more details on available collection facilities please contact your local government office or the retailer where you purchased this product.

Deutsch

Der Aufkleber mit durchgekreuzter Mülltonne an diesem Produkt weist darauf hin, dass dieses Produkt nicht im normalen Hausmüll entsorgt werden darf. Zur Vermeidung einer möglichen Beeinträchtigung der Umwelt oder der menschlichen Gesundheit und um zu gewährleisten, dass es in einer umweltverträglichen Weise recycelt wird, darf dieses Produkt nicht in den Hausmüll gegeben werden. Informationen zu Entsorgungseinrichtungen erhalten Sie bei der zuständigen Behörde oder dem Geschäft, in dem Sie dieses Produkt erworben haben.

Français

L'étiquette apposée sur ce produit et représentant une poubelle barrée indique que le produit ne peut être mis au rebut avec les déchets domestiques normaux. Afin d'éviter d'éventuels dommages au niveau de l'environnement ou sur la santé, veuillez séparer ce produit des autres déchets de manière à garantir qu'il soit recyclé de manière sûre au niveau environnemental. Pour plus de détails sur les sites de collecte existants, veuillez contacter l'administration locale ou le détaillant auprès duquel vous avez acheté ce produit.

Italiano

L'etichetta con il contenitore barrato applicata sull'imballo indica che il prodotto non deve essere smaltito tramite la procedura normale di smaltimento dei rifiuti domestici. Per evitare eventuali danni all'ambiente e alla salute umana, separare questo prodotto da altri rifiuti domestici in modo che possa essere riciclato in

Standards and Approvals

base alle procedure di rispetto dell'ambiente. Per maggiori dettagli sulle strutture di raccolta disponibili, contattare l'ufficio competente del proprio comune o il rivenditore del prodotto.

Español

La etiqueta de un contenedor tachado que hallará en su producto indica que este producto no se puede tirar con la basura doméstica normal. Para impedir posibles daños medioambientales o para la salud, separe este producto de otros canales de desecho para garantizar que se recicle de una forma segura para el medio ambiente. Para más información sobre las instalaciones de recolección disponibles, diríjase a las autoridades locales o al punto de venta donde adquirió este producto.

Português

A etiqueta com o símbolo de um contentor de lixo traçado com uma cruz que aparece no produto indica que este produto não deve ser deitado fora juntamente com o lixo doméstico. Para evitar possíveis danos no ambiente ou na saúde pública, por favor separe este produto de outros lixos; desta forma, terá a certeza de que pode ser reciclado através de métodos não prejudiciais ao ambiente. Para obter mais informações sobre os locais de recolha de lixo disponíveis, contacte a sua junta de freguesia, câmara municipal ou local onde comprou este produto.

Nederlands

Op uw product is een label van een rolcontainer met een kruis erdoor aangebracht. Dit label wil zeggen dat dit product niet bij het normale huishoudelijk afval mag worden ingezameld. Om eventuele schade aan het milieu of de gezondheid van de mens te voorkomen moet dit product gescheiden van al het ander afval worden ingezameld, zodat het op een verantwoorde wijze kan worden verwerkt. Voor meer informatie over uw lokale afvalinzameling wendt u zich tot uw gemeente of de leverancier bij wie u dit product hebt gekocht.

Dansk

Etiketten med et kryds over skraldespanden på hjul, der sidder på produktet, angiver, at dette produkt ikke må bortskaffes sammen med almindeligt husholdningsaffald. For at beskytte miljø og helbred skal dette produkt bortskaffes separat, så det kan genbruges på en måde, der er god for miljøet. Kontakt de lokale myndigheder eller den forhandler, hos hvem du har købt produktet, vedrørende steder, hvor du kan aflevere produktet.

Suomi

Laite on merkitty jäteastia-symbolilla, jonka yli on vedetty rasti. Tämä tarkoittaa, ettei laitetta saa hävittää normaalin talousjätteen mukana. Älä hävitä laitetta normaalin jätteen seassa vaan varmista, että laite kierrätetään ympäristöystävällisellä tavalla, jottei ympäristölle tai ihmisille aiheudu vahinkoa. Lisätietoja kierrätyksestä ja keräyspisteistä saa ottamalla yhteyttä paikallisiin viranomaisiin tai jälleenmyyjään, jolta laite ostettiin.

Standards and Approvals

Svenska

Symbolen med en överkorsad soptunna innebär att denna produkt inte får kastas i vanligt hushållsavfall. För att skydda miljön ska denna produkt inte kastas tillsammans med vanligt hushållsavfall utan lämnas för återvinning på tillbörligt sätt. För mer information om uppsamlingsplatser kontakta din lokala myndighet eller den återförsäljare där du har köpt produkten.

Norsk

Det er krysset over merket av beholderen på hjul som vises på produktet, som angir at dette produktet ikke skal kastes sammen med vanlig husholdningsavfall. Hold dette produktet atskilt fra annet avfall slik at det kan resirkuleres på en miljømessig forsvarlig måte og dermed forhindre eventuell skade på miljø eller helse. Hvis du vil ha mer informasjon om hvor produktet kan leveres inn, kontakter du kommunale myndigheter eller forhandleren der du kjøpte dette produktet.

Česky

Štítek s přeškrtnutým odpadkovým košem na kolečkách, který lze nalézt na výrobku, označuje, že tento product se nemá likvidovat s běžným domovním odpadem. V zájmu ochrany životního prostředí a lidského zdraví zlikvidujte tento výrobek jako tříděný odpad, který se recykluje způsobem šetrným k životnímu prostředí. Podrobnější informace o sběrných dvorech pro tříděný odpad získáte na obecním úřadě nebo u prodejce, u kterého jste příslušný výrobek zakoupili.

Magyar

A terméken található, áthúzott szemetest ábrázoló címke azt jelzi, hogy ezt a terméket nem szabad a rendes háztartási szeméttel együtt kidobni. Az esetleges környezeti- vagy egészségkárosodást megelőzendő, kérjük, hogy ezt a terméket a többi szeméttől elkülönítve helyezze el, és biztosítsa, hogy azt környezetbarát módon újrahasznosítsák. A rendelkezésére álló begyűjtő létesítményekről kérjük tájékozódjon a megfelelő helyi állami szerveknél vagy a viszonteladónál, ahol a terméket vásárolta.

Polski

Symbol przekreślonego kosza znajdujący się na produkcie oznacza, że nie może on być utylizowany razem z normalnymi odpadami z gospodarstwa domowego. Aby zapobiec potencjalnemu zagrożeniu dla środowiska lub zdrowia ludzkiego, produkt ten należy odseparować od reszty odpadów z gospodarstwa domowego i utylizować w ekologicznie właściwy sposób. Szczegółowe informacje na temat punktów zbiórki odpadów można uzyskać w lokalnych urzędach lub u sprzedawcy danego produktu.

Slovensky

Štítok s přeškrtnutým odpadkovým košom na kolieskach, ktorý je možné nájsť na výrobku, označuje, že tento product sa nemá likvidovať s bežným komunálnym odpadom. V záujme ochrany životného prostredia a ľudského zdravia zlikvidujte tento výrobok ako triedený odpad, ktorý sa recykluje spôsobom šetrným k životnému prostrediu. Podrobnejšie informácie o zberných dvoroch pre triedený odpad získate na obecnom úrade alebo u predajcu, u ktorého ste príslušný výrobok zakúpili.

Standards and Approvals

Slovenski

Prečrtan koš za smeti na etiketi, katero lahko najdete na vašem izdelku, pomeni, da tega izdelka ne smete odvreči podobno kot vse ostale smeti. Da bi preprečili morebitne škodljive vplive na okolje ali zdravje, ločite izdelek od vseh ostalih in poskrbite, da bo recikliran na okolju prijazen način. Natančne informacije o tem, kje se nahajajo primerna odlagališča, pridobite v vašem krajevnem uradu ali pri prodajalcu.

Eesti

Teie tootele kleebitud tähis, mis kujutab ratastega prügikonteinerit, millele on rist peale tõmmatud, keelab toote kõrvaldamise majapidamisjäätmetega sarnasel viisil. Keskkonnale või inimeste tervisele tekitatava võimaliku kahju vältimiseks eraldage toode teistest jäätmetest, et tagada selle korduvkasutamise keskkonnasäästlikul viisil. Kui soovite saada rohkem teavet võimalike kogumispunktide kohta, võtke ühendust kohaliku omavalituse ametnikuga või teile toote müünud jaemüüjaga.

Lietuviškai

Užbraukta ratuota šiukšliadėžės etiketė, kurią rasite ant jūsų produkto, reiškia, kad šis produktas neturėtų būti išmestas kartu su įprastinėmis buitinėmis šiukšlėmis. Siekiant išvengti galimos žalos aplinkai bei žmonių sveikatai, prašome atskirti šį produktą nuo kitų atliekų, ir įsitikinti, kad jis būtų perdirbtas aplinkai nepavojingu būdu. Jei reikia išsamesnės informacijos apie atliekų surinkimo ypatumus, prašome kreiptis į savo vietos valdžios įstaigas arba į mažmeninį pardavėją, iš kurio jūs įsigijote šį produktą.

Latviski

Marķējums ar pārsvīrotu atkritumu tvertni uz ritenīšiem, kas redzams uz izstrādājuma, norāda, ka šo izstrādājumu nedrīkst likvidēt kopā ar parastajiem sadzīves atkritumiem. Lai novērstu iespējamo kaitējumu videi vai cilvēku veselībai, lūdzu, atdaliet šo izstrādājumu no citiem atkritumiem, tādējādi nodrošinot tā otrreizējo pārstrādi videi drošā veidā. Papildinformācijai par pieejamajām atkritumu savākšanas iespējām, lūdzu, sazinieties ar vietējo pašvaldību vai mazumtirgotāju, no kura jūs iegādājāties šo izstrādājumu.

Ελληνικά

Η διαγραμμένη ετικέτα του τροχοφόρου κάδου απορριμμάτων που θα βρείτε πάνω στο προϊόν σας υποδεικνύει ότι αυτό το προϊόν δεν πρέπει να απορρίπτεται μέσω του κανονικού δικτύου αποκομιδής οικιακών απορριμμάτων. Για να αποτρέψετε πιθανές επιπτώσεις στο περιβάλλον ή την ατομική υγεία, παρακαλούμε να διαχωρίσετε αυτό το προϊόν από άλλα δίκτυα αποκομιδής ώστε να διασφαλίσετε ότι είναι δυνατή η ανακύκλωσή του με έναν περιβαλλοντικά θεμιτό τρόπο. Για περισσότερες πληροφορίες σχετικά με τις διαθέσιμες δυνατότητες συλλογής απορριμμάτων, παρακαλούμε να επικοινωνήσετε με την τοπική κυβερνητική αρχή ή το κατάστημα λιανικής από όπου αγοράσατε αυτό το προϊόν.

Türkçe

Ürününüzün üzerinde bulunan çarpi işaretli tekerlekli kutu etiketi, bu ürünün normal ev atık sistemi vasıtasıyla elden çıkarılmaması gerektiğini gösterir. Çevreye ve insan sağlığına zarar vermeyi önlemek için, lütfen bu ürünü çevreye zarar vermeyecek şekilde geri dönüşüme tabi tutulmak üzere diğer atıklardan ayırın. Mevcut toplama tesisleri ile ilgili ayrıntılı bilgi edinmek için, yerel devlet makamlarıyla veya bu ürünü satın aldığınız satıcıyla irtibata geçin.

Standards and Approvals

Română

Eticheta arătând un coș de gunoi tăiat cu două linii încrucișate, care poate fi găsită pe produs, indică faptul că acesta nu trebuie aruncat la gunoi laolaltă cu gunoiul menajer. Pentru a evita posibila degradare a mediului înconjurător sau a sănătății umane, colectați separat acest produs de gunoiul menajer pentru a vă asigura că poate fi reciclat într-un mod ecologic. Pentru mai multe detalii privind punctele disponibile de colectare, contactați autoritățile locale sau comerciantul de la care ați achiziționat acest produs.

Български

Етикетът, представляващ зачертано кошче за боклук в кръг, който можете да видите върху вашия продукт, означава, че този продукт не трябва да се изхвърля заедно с обикновените домакински отпадъци. За предпазване от евентуални щети върху околната среда или човешкото здраве, моля, отделете този продукт от останалите отпадъци, за да се гарантира, че той ще бъде рециклиран по екологично съобразен начин. За повече информация относно наличните места за събиране на отпадъци, моля, свържете се с местните власти или търговеца, от когото сте закупили този продукт.

Hrvatski

Oznaka prekrizene kante za otpad koja se nalazi na vašem proizvodu znači da se ovaj proizvod ne smije odlagati u obično kućno smeće. Da bi se spriječili negativni učinci na okoliš ili ljudsko zdravlje odvojite ovaj proizvod od ostalog otpada da bi se osiguralo njegovo recikliranje na ekološki prihvatljiv način. Više pojedinosti o dostupnim reciklažnim dvorištima zatražite u uredu lokalne samouprave ili od prodavača od kojeg ste kupili ovaj proizvod.

Македонски

Прецртаната ознака во круг за кантата што е прикажана на производот посочува дека овој производ не смее да се фрла со редовниот домашен отпад. За да спречите можни штети за животната средина или по здравјето на луѓето, одвојте го овој производ од другиот домашен отпад за да обезбедите негово рециклирање на начин којшто нема да ѝ наштети на животната средина. Контакттирајте со општинската канцеларија или со продавачот каде што го купивте овој производ за повеќе детали околу достапните собирни локации.

Srpski

Okrugla oznaka sa precrtanom kantom za odlaganje otpada koja se nalazi na proizvodu znači da se ovaj proizvod i priložene baterije ne smeju odlagati u otpad na uobičajen način. Da bi se sprečio štetan uticaj na okolinu ili na zdravlje ljudi, odvojte ovaj proizvod i njegove baterije od ostalog otpada kako bi se oni reciklirali na ekološki prihvatljiv način. Za više detalja o mestima za reciklažu obratite se lokalnoj samoupravi ili prodavcu od koga ste kupili ovaj proizvod.

Standards and Approvals

Для пользователей в России и Белоруссии

Соответствует требованиям технического регламента Таможенного союза “О безопасности низковольтного оборудования” (ТР ТС 004/2011); Технического регламента Таможенного союза “Об электромагнитной совместимости технических устройств” (ТР ТС 020/2011)”; Технического регламента Таможенного союза “О безопасности машин и оборудования” (ТР ТС 010/2011).

Изготовитель: SEIKO EPSON CORPORATION

Адрес: 3-5, Ова 3-темэ, Сува-ши, Нагано-кен 392-8502 Япония

веб-сайт: www.epson.com/

Официальный представитель в странах СНГ:

ООО «Эпсон СНГ»

Адрес: 129110, Москва, улица Щепкина 42, строение 2а, 3 этаж

Телефон: +7 (495) 777-0355/56

веб-сайт: www.epson.ru/

эл. почта: info_CIS@epson.ru

Представительство компании «Эпсон Европа Б.В.» (Нидерланды), г. Москва

Адрес: 129110, Москва, улица Щепкина 42, строение 2а, 3 этаж

Телефон: +7 (495) 777-0355/56

веб-сайт: www.epson.ru/

Месяц и год изготовления:

Маркирована на продукте.

Наименование страны, где изготовлено:

Маркирована на продукте.



Standards and Approvals

Қазақстандағы пайдаланушылар үшін

Кеден одағының “Төмен вольтті жабдықтардың қауіпсіздігі туралы” Техникалық регламентінің (КО ТР 004/2011); Кеден одағының “Техникалық құрылғылардың электромагниттік үйлесімділігі туралы” Техникалық регламентінің (КО ТР 020/2011); Кеден одағының “Машиналар мен жабдықтардың қауіпсіздігі туралы” Техникалық регламентінің (КО ТР 010/2011)

талаптарына сәйкес келеді.

Өнім жасаушысы: SEIKO EPSON CORPORATION

Мекенжайы: 3-5, Ова 3 темэ, Сува ши, Нагано кен, 392-8502, Жапония

веб: www.epson.com/

ТМД елдеріндегі ресми өкіл:

«Эпсон ТМД» ЖШҚ

Мекенжайы: 129110, Мәскеу қ., Щепкин көшесі 42, 2а құрылысы, 3-қабат

Телефоны: +7 (495) 777-0355/56

веб сайт: www.epson.ru/

эл. пошта: info_CIS@epson.ru

«Эпсон Европа БВ.» (Нидерланд) компаниясының өкілдігі, Мәскеу өкілдігі.

Мекенжайы: 129110, Мәскеу қ., Щепкин көшесі 42, 2а құрылысы, 3-қабат

Телефоны: +7 (495) 777-0355/56

веб сайт: www.epson.ru/

Өнім жасалған ай мен жыл:

Өнімде белгіленген.

Өнім жасалған ел:

Өнімде белгіленген.



Standards and Approvals

For Users in the Americas

NOTE: This equipment has been tested and found to comply with the limits for a Class A digital device, pursuant to Part 15 of the FCC Rules. These limits are designed to provide reasonable protection against harmful interference when the equipment is operated in a commercial environment.

This equipment generates, uses, and can radiate radio frequency energy and, if not installed and used in accordance with the instruction manual, may cause harmful interference to radio communications.

Operation of this equipment in a residential area is likely to cause harmful interference in which case the user will be required to correct the interference at his own expense.

Atención usuarios en la provincia de Buenos Aires, Argentina



La etiqueta de un contenedor tachado que hallará en su producto indica que este producto no se puede tirar con la basura doméstica normal.

Para impedir posibles daños medioambientales o para la salud, separe este producto de otros canales de desecho para garantizar que se recicle de una forma segura para el medio ambiente. Para más información sobre las instalaciones de recolección disponibles, diríjase a las autoridades locales o al punto de venta donde adquirió este producto.

Esta información solo aplica a los usuarios de la provincia de Buenos Aires, Argentina, en concordancia con la Ley Nro. 14321 de la provincia de Buenos Aires sobre gestión de Residuos de Aparatos Eléctricos y Electrónicos (RAEE).

Para otros países y otras localidades, por favor contáctese con su gobierno local para investigar la posibilidad de reciclar su producto.

For users outside the Province of Buenos Aires, Argentina:

This information only applies to customers in the Province of Buenos Aires, Argentina, according to Law No. 14321 in the Province of Buenos Aires (excluding the City of Buenos Aires) on waste electrical and electronic equipment (WEEE).

For other countries and other locations, please contact your local government to investigate the possibility of recycling your product.

Pour les utilisateurs à l'extérieur de la province de Buenos Aires, Argentine :

Cette information s'applique seulement aux utilisateurs de la province de Buenos Aires, Argentine, selon la loi N° 14321 de la province de Buenos Aires (excluant la ville de Buenos Aires) concernant les déchets d'équipements électriques ou électroniques (DEEE).

Pour les autres pays et autres emplacements, veuillez communiquer avec votre gouvernement local afin d'investiguer la possibilité de recycler votre produit.

Para usuários fora da Província de Buenos Aires, Argentina:

Esta informação só se aplica a usuários na Província de Buenos Aires, Argentina, de acordo com a lei N° 14321 da Província de Buenos Aires (excluindo a cidade de Buenos Aires) sobre lixo de equipamento elétrico e eletrônico (WEEE).

Standards and Approvals

Para outros países e outras localidades, entre em contato com o seu governo local para investigar a possibilidade de reciclagem do seu produto.

For California Customers Only

The lithium batteries in this product contain Perchlorate Material - special handling may apply. See www.dtsc.ca.gov/hazardouswaste/perchlorate.

For Users in Brazil

- Epson do Brasil Ind. E Com. Ltda.
Endereço: Av. Tucunará 720 – 06460-020, Barueri - SP -
CNPJ: 52.106.911/0003-63

A vida útil da máquina: 5 anos

Verique a etiqueta do número serial e digite o número serial e ano de fabricação no espaço abaixo do manual impresso.

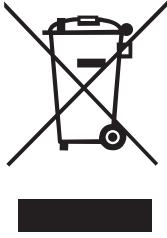
Número serial:

Ano de fabricação:

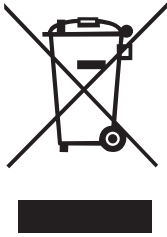
Standards and Approvals

For Users in India

For India e-waste Rules, Declaration



This crossed out wheeled bin label indicates that this product should not be disposed of via the normal household waste stream. To prevent possible harm to the environment or human health, please separate this product from other waste streams to ensure that it can be recycled in an environmentally sound manner. For more details on the available collection facilities, please contact Epson India Pvt. Ltd. or the retailers where you purchased this product.



इस क्रॉस चिन्ह से अंकित पहिए वाला कूड़ादान सूचित करता है कि इस उत्पाद को सामान्य घरेलू कूड़े के साथ नहीं फेंकना चाहिए. पर्यावरण या मानवीय स्वास्थ्य को नुकसान पहुँचने की संभावना से बचने के लिए, कृपया इस उत्पाद को अन्य कूड़े से अलग करें और सुनिश्चित करें कि पर्यावरण अनुकूल पद्धति से उसे पुनर्चक्रित किया जाता है. उपलब्ध संग्रहण सुविधाओं पर अतिरिक्त जानकारी के लिए, कृपया एपसॉन इंडिया प्रा.लि. से या जिस विक्रेता से उत्पाद खरीदा हो, उनसे संपर्क करें.

Epson declares our product complies with the "India E-Waste (Management) Rules" and prohibits use of lead, mercury, hexavalent chromium, polybrominated biphenyls or polybrominated diphenyl ethers in concentrations exceeding 0.1 weight % and 0.01 weight % for cadmium, except for the exemptions set in Schedule II of the Rules.

एप्सन घोषणा करता है कि हमारे उत्पाद "भारतीय ई-कचरा (प्रबंधन) नियम" के अनुरूप हैं और नियमों की अनुसूची II में निर्धारित छूटों को छोड़कर सीसा, पारा, हेक्वावैलेंट क्रोमियम, पॉलिब्रोमिनेटेड बाइफेनिल्स या पॉलिब्रोमिनेटेड डाइफेनिल ईथर्स का 0.1 भार % और कैडमियम का 0.01 भार % से अधिक सांद्रताओं में उपयोग निषिद्ध है।

<https://www.epson.co.in/> (For Indian customer only)

面向台灣使用者



廢電池請回收